

Spares Information

Contents

| | |
|----------|--|
| A | Engine |
| B | Carburettors and Fuel System |
| C | Exhaust System |
| D | Engine Cooling System |
| E | Front Suspension, Sub-Frame, Hubs and Shock Dampers |
| F | Rear Suspension, Sub-Frame, Hubs and Shock Dampers |
| G | Transmission, Final Drive and Crossmember |
| H | Wheels and Tyres |
| J | Steering |
| K | Hydraulic System (Brakes and Levelling) |
| L | Electrical System |
| M | Air Conditioning |
| N | Body |
| P | Lubrication and Maintenance |
| Q | General Information |

The name Bentley is registered trademark of
Bentley Motors Limited © 2005.

The name Rolls Royce is a registered trademark of
Rolls Royce plc.

All material enclosed in this publication was accurate at original publication.
Please refer to your authorised Bentley dealership for any update/changes.
Originally printed in 1966

TSD Publication 2934
Published by:-
Bentley Motors Limited.

Re-printed by Elanders Hindson Limited, England.

GENERAL

BENTLEY 'T' : SILVER SHADOW

Spares Information Sheets are issued in order that personnel, whose function it is to handle spares, should be made aware of changes as soon as possible; they are intended as a stopgap until such time as the new piece numbers can be included in the spare parts schedule.

If the Spares Information Sheet is to be intelligible there may be occasions when it will be necessary to include some engineering detail. This in no way infers that a modification is to be incorporated retrospectively. The only authority for this is a Service Bulletin. One will be issued as soon as it is considered necessary.

Whilst it is recognised that Spares Information Sheets may be of interest to workshop personnel, this is considered to be incidental. Their proper location is the Spares Department Office.

CHAPTER A

ENGINE

4.A.6.

ENGINEBENTLEY 'T': SILVER SHADOW

The material specification of the inlet and exhaust valve seats has been changed.

The new parts should be used for all replacements when stocks have been used up.

Piece numbers are as follows:-

| <u>Displaced</u> | | <u>New</u> |
|------------------|--|------------|
| UE.9633 | Valve Seat - Exhaust - Standard | UE.34246 |
| UE.51272 | Valve Seat - Inlet - Standard | UE.34242 |
| UE.34098 | Valve Seat - Inlet - .005 in. o/size | UE.34243 |
| UE.31432 | Valve Seat - Inlet - .010 in. o/size | UE.34244 |
| UE.31433 | Valve Seat - Inlet - .015 in. o/size | UE.34245 |
| UE.34101 | Valve Seat - Exhaust - .005 in. o/size | UE.34247 |
| UE.34102 | Valve Seat - Exhaust - .010 in. o/size | UE.34248 |
| UE.34103 | Valve Seat - Exhaust - .015 in. o/size | UE.34249 |

also

UE.34246/7/8/9 can be used for replacements on Bentley S2, Silver Cloud II, Bentley S3, Silver Cloud III and Ph.V cars.

THERMOSTAT

SILVER SHADOW : BENTLEY 'T' : PHANTOM VI

A modified thermostat is now being fitted.

The new part will be issued for all replacements, when existing stock has been used up.

Piece numbers are as follows:-

DISPLACED

UE.34003

Thermostat 88°C

NEW

UE.36600

Spares Information Sheet issued for

BENTLEY T : SILVER SHADOW

Section A

Information Sheet No. 4.A.34

Page No. 1 of 1

Date 10.12.71

DRIVING BELTS (SPARE PARTS LIST A3/2)

Improved belts are now being fitted to drive coolant Pump (1.2:1) Steering Pump, Fridge Compressor and Alternator, this information cancels (S.I.S. 4.A.29).

The new belts will be supplied for all replacements with 1.2:1 drive assemblies.

Piece numbers are as follows:-

| <u>DISPLACED</u> | | <u>NEW</u> |
|------------------|--|------------|
| UE.36358 | Assy. - Twin 'V' Belts - Crankshaft - | |
| or | | |
| UE.36361 | Jockey Pulley - Coolant Pump | UE.37810 |
| UE.36817 | Assy. - Twin 'V' Belts - Crankshaft - Steering Pump - Fridge Compressor | UE.37811 |
| UE.37079 | 'V' Belt - Coolant Pump - Alternator | UE.37812 |

Printed in England

Cwt/KH/GL

Spares Information Sheet issued for
Bentley T Series : Silver Shadow

Section A
Information Sheet No. 4.A.35
Page No. 1 of 1
Date 21 12 71

RING COMPRESSION 1st

A change in material has been made on above piston ring.

This part should be fitted for all replacements.

Part numbers are as follows :-

DISPLACED

NEW

| | | | |
|----------|-----------------------------------|-------|----------|
| UE 35829 | Piston Ring 1st | 8 off | UE 37714 |
| UE 36190 | Assy. Piston 4.100 Bore 9:1 CR | 8 off | UE 37726 |

Printed in England

Cwt/KH/GL

Spares Information Sheet issued for
BENTLEY T SERIES : SILVER SHADOW

Section A
Information Sheet No. 4-A-36
Page No. 1 of 1
Date 25 1 72

DRIVING BELTS (SPARE PARTS LIST A3/2)

The piece number of the Alternator driving belt has been changed.

The new piece is completely interchangeable and will be supplied for all replacements.

Part numbers are as follows:-

DISPLACED

NEW

UE 37058

Vee Belt - Coolant Pump - Alternator

RH 8501

Cwt/KH/GL

Spares Information Sheet issued for
BENTLEY T ; SILVER SHADOW

Section A
Information Sheet No. 4.A.37
Page No. 1 of 1
Date 10.4.72

ASSY. SUPPORT BRACKET BUTTERFLY HOUSING

The hot-idle compensating valve (See S.I.S. 4.B. 24) which until now has been mounted on an extension of the solenoid valve mounting bracket (B 9/1 Item 1) is now being mounted on a modified butterfly housing support bracket (A 7/1 Item 24).

Drillings have been changed in the butterfly housing support bracket which is therefore not interchangeable.

The hot-idle valve is accommodated in a new housing which is also not interchangeable.

Piece Numbers are as follows:-

| <u>DISPLACED</u> | | <u>NEW</u> |
|------------------|--|------------|
| UE.36488 | Mounting bracket | |
| UE.33856 | Bracket Butterfly Housing (Engines not fitted with Exhaust Emission Control) | UE.37754 |
| | Bracket Butterfly Housing (Engines fitted with Exhaust Emission Control) | UE.37756 |
| | Hot-idle compensating valve (Engines not fitted with Exhaust Emission Control) | UE.37576 |
| | Hot-idle compensating valve (Engines fitted with Exhaust Emission Control) | UE.37574 |
| *UE.36494 | Valve housing assembly | |
| *UE.36436 | End Plate | |
| *UE.36516 | Valve body assembly | |

The following existing parts are still used in the valve assy.

| | |
|--------------------|----------|
| *Bi-metal assembly | UE.36466 |
| *Bi-metal assembly | UE.36496 |
| *Sealing washer | UE.36467 |

*Parts marked thus are parts of assembly UE.36493 identified on S.I.S. 4.B. 24.

Cwt/KH/GL

Spares Information Sheet issued for

BENTLEY T : SILVER SHADOW

Section A

Information Sheet No. 4.A.38

Page No. 1 of 1

Date 10.4.72

EXHAUST EMISSION CONTROL SYSTEM (S.P.L. A11)

A change is being made in the material of the Air Pump Mounting Bracket (S.P.L. A11 No. 8).

The new part is interchangeable with the existing part and will be used for replacements when present stocks are used up.

Part Numbers are as follows:-

DISPLACEDNEW

UE.32855

Mounting Bracket - Air Pump (S.P.L. A11-8)

UE.37755

Printed in England

Cwt/KH/GL

Spares Information Sheet issued for

BENTLEY 'T' SERIES - SILVER SHADOW

Section A

Information Sheet No. 4-A-39

Page No. 1 of 1

Date 10 8 72

PISTON ASSEMBLY(SPARE PARTS LIST A3/2 am 1-32)

A change has been made to the piston assemblies fitted to the long stroke engines.

The new pieces are interchangeable with the existing parts, and will be supplied for replacements when current stocks are used up.

Part numbers are as follows:-

DISPLACEDNEW

UE 37726 Piston assembly 9 to 1 CR

UE 38010

UE 36191 Piston 9 to 1 CR

UE 38011

Cwt/KH/GL

Spares Information Sheet issued for**BENTLEY T SERIES : SILVER SHADOW**

Section A

Information Sheet No. 4-A-40

Page No. 1 of 1 (Issue 2)

Date 3 11 72

CRANKSHAFT DAMPER**(SPARE PARTS LIST A3/1 ITEM 19)**

An improved crankshaft damper is now being fitted, changes have also been made to the Crankcase front cover and mounting foot assembly.

The new pieces are not interchangeable with existing parts.

Part Numbers are as follows:-

DISPLACED**NEW**

| | | |
|----------|--|----------|
| UE.36748 | Crankshaft damper | UE.36948 |
| UE.37258 | Front Cover and mounting foot assembly | UE.37436 |
| UE.33934 | Timing pointer | UE.37435 |

Previous copy of Spares Information Sheet 4-A-40 to be destroyed.

Cwt/KH/GL

Spares Information Sheet issued for

BENTLEY 'T' SERIES : SILVER SHADOW

Section A

Information Sheet No. 4.A.41

Page No. 1 of 1

Date 22 11 72

ASSEMBLY OIL PUMP(SPARE PARTS LIST A2/AM 2)

An improved type of oil pump is now being fitted; when stocks are used up it will be supplied for all replacements.

Part Numbers are as follows:-

DISPLACEDNEW

UE 36695 Assembly Oil pump

UE 37549

UE 36696 S/A casing oil pump

UE 37550

UE 36697 Casing oil pump

UE 36951

Reissued to correct part number.

Previous copy to be destroyed.

Cwt/KH/GL

Spares Information Sheet issued for

Bentley 'T' Series : Silver Shadow

Section A

Information Sheet No 4-A-42

Page No. 1 of 1

Date 1 11 72

EXHAUST EMISSION CONTROL(SPARE PARTS LIST A11/1)

It has been found that when the new gulp valve (S.I.S. 4.A.23) is fitted, a pressure control valve is no longer required and because of this it has been deleted from present production cars. This has necessitated a re-routing of the connecting pipes, a new pipe and hoses are now used to connect the gulp valve to the four way connection (Spare parts list A11/1 item 44).

Because of this in the interest of economy, it has been decided to discontinue supplies of the pressure control valves to existing cars and in future, when stocks of valves are exhausted, the new gulp valve and connecting pipes will be supplied in kit form in lieu of the pressure control valve. Piece No. of kit is RH 2570.

Part No's are as follows :-

DisplacedNew

| | | |
|----------|--|----------|
| UE 34753 | Pressure control valve (S.P.L. A11/1 item 44) | |
| UE 34944 | Hose - Pressure control valve - to 4 way connection (S.P.L. A11/1 item 41) | UE 38045 |
| | Pipe - 4 way connection to gulp valve | UE 38044 |
| UE 34819 | Hose - Pressure control valve to gulp valve (S.P.L. A11/1 item 45) | UE 38051 |

The numbers required of the clips for above hoses has been altered

| | |
|----------------------------------|----------|
| Corbin clip was 2 off now 1 off | UE 35251 |
| Jubilee clip was 1 off now 3 off | UE 37139 |

Cwt/KH/GL

Spares Information Sheet issued for
BENTLEY 'T' SERIES : SILVER SHADOW

Section A
 Information Sheet No. 4-A-43
 Page No. 1 of 2
 Date 9 11 72

AIR PUMP - EXHAUST EMISSION CONTROL
(SPARE PARTS LIST A11/1)

A change has been made to the air injection pump, mountings and hoses.

The new parts are not interchangeable with existing pieces.

Part numbers are as follows:-

| <u>DISPLACED</u> | | <u>NEW</u> |
|------------------|---|------------|
| | Kit of parts to replace 3 vane air pump (UE.34497) | RH.2565 |
| UE.34497 | Air injection pump (SPL. A11/1 item 11) | UE.37193 |
| UE.36631 | Pulley - Air injection pump (SPL A11/1 item 22) | UE.38187 |
| UE.37712 | Mounting bridge - Air pump (SPL A11/1 item 13) | UE.37186 |
| UE.37755 | Mounting bracket - Air pump (SPL A11/1 item 8) | UE.37745 |
| UE.34580 | Adjusting strut - Air pump (SPL A11/1 item 17) | UE.37196 |
| UE.35598 | Hose - Air pump to 4 way Connection (SPL A11/1 item 26) | UE.37185 |
| UA.212/Z | Bolt - Adjusting Strut (SPL A11/1 item 18) | UE.35243 |
| UA.151/Z | Setscrew - pulley to pump (SPL A11/1 item 23) | UE.36824 |
| UA.2054/Z | Washer - Adjusting strut to pump (SPL A11/1 item 19) | UA.6104/Z |
| UE.34741 | Intake silencer - Air pump (SPL A11/1 item 2) | |
| UE.34838 | Assembly air silencer mounting bracket (SPL A11/1 item 1) | |
| UD.13475 | Clip Jubilee - Air silencer mounting (SPL A11/1 item 3) | |

Continued ...

Spares Information Sheet issued for

BENTLEY 'T' SERIES : SILVER SHADOW

Section A

Information Sheet No. 4-A-43

Page No. 2 of 2

Date 9 11 72

DISPLACED

NEW

RE.24062 Clip Jubilee - Silencer to pump hose
 (SPL All/1 item 4)

UE.34827 Hose silencer to pump (SPL All/1 item 6)

RE.4608 Clip Jubilee hose (SPL All/1 item 7)

The following items also required to be changed when latest pump is fitted

| | | |
|----------|--|----------|
| UE.34147 | Bobbin induction manifold to coolant pump (SPL A7/8 item 45) | UE.37717 |
|----------|--|----------|

| | | |
|----------|--|----------|
| UE.34146 | Elbow bypass coolant pump (SPL C3/7 item 2) | UE.37718 |
|----------|--|----------|

The new air pump UE.37193 has been fitted on the following cars.

Car Serial Numbers

Standard Cars to North America

SRA.14409, SRA.14415,
SRA.14420, SRA.14424 onwards.

Coachbuilt Cars to North America

CRA.14278 onwards.

Long Wheelbase Cars to North America

LRA.14095, LRA.14332,
LRA.14333, LRA.14384,
LRA.14386, LRA.14388,
LRA.14389, LRA.14391,
LRA.14443 onwards.

Cwt / KH / GL

Spares Information Sheet issued for

BENTLEY 'T' SERIES
SILVER SHADOW, CORNICHE

Section A
Information Sheet No 4 A 44
Page No. 1 of 2
Date 21 11 72

SPEED CONTROL REGULATOR
(SPARE PARTS LIST A12)

A modified system of Speed Control is now being fitted.

None of the pieces are interchangeable, all superceded parts will continue to be supplied for spares.

Part numbers are as follows:-

| <u>DISPLACED</u> | | <u>NEW</u> |
|------------------|---|------------|
| UD 18667 | Bracket Assembly - Speed Control RH Coachbuilt Cars - 1 off | UD 18824 |
| UD 18667 | Bracket Assembly - Speed Control LH Coachbuilt Cars - 1 off | UD 18823 |
| UD 18672 | Bracket Assembly - Speed Control - RH Coachbuilt Cars - 1 off | UD 18834 |
| UD 18672 | Bracket Assembly - Speed Control - LH Coachbuilt Cars - 1 off | UD 18835 |
| UB 18700 | Bracket Assembly - Main Switch Housing - Coachbuilt Cars - 1 off | UB 30191 |
| UB 19530 | Bracket Assembly - Switch mounting - Standard Cars - 1 off | UB 30127 |
| UB 19532 | Bracket Assembly - Outer Trim - Standard Cars - 1 off | UB 30129 |

The following parts are applicable to both Coachbuilt and Standard cars.

| | | |
|----------|---|----------|
| UE 37508 | Regulator Assembly - Speed Control 1 off | UE 38079 |
| UB 18716 | Picture Plate - Speed Control 1 off | UB 31203 |
| | Illumination Panel - Speed Control Switch - 1 off | UB 30133 |
| | Light Filter - Illumination Panel 1 off | UB 30134 |
| UD 17252 | Engage and Resume - Push Button - Control Switch - 2 off | UD 18586 |
| | Separator - Micro Switch - Control Switch - 2 off | UG 12392 |
| | Washer - Plain - Control Switch 2 off | UD 14720 |

Continued

Spares Information Sheet issued for

BENTLEY 'T' SERIES
SILVER SHADOW CORNICHE

Section A
Information Sheet No. 4 A 44
Page No. 2 of 2
Date 21 11 72

DISPLACEDNEW

| | | |
|-----------|---|------------|
| | Screw - Micro switch to mounting bracket - 4 off | UA 10696/Z |
| | Washer - Micro switch screw 4 off | X 4401/Z |
| | Nut - 6 BA - Micro switch screw 4 off | UA 11421/Z |
| | Washer - Shakeproof - Micro switch screw - 4 off | UG 10742 |
| | Bulb Holder Assembly - Panel illumination - 1 off | UD 18732 |
| | Bulb - Panel illumination 1 off | UD 15848 |
| UD 17569 | Assembly decrease switch and cables 1 off | |
| UB 18717 | Decrease Switch anti rattle spring 1 off | |
| XC 151/Z | Screw - Main Bracket 2 off | |
| XC 4404/Z | Washer - Plain - Main Bracket screw 2 off | |

The following are the car serial numbers from which this modification was introduced.

| | |
|-----------------|--|
| Standard Cars | 13754 onwards. |
| Coachbuilt Cars | 13413, onwards for USA and Canada. 13861 onwards for other countries. |
| LWB Cars | 13921 onwards for USA and Canada. 13973 onwards for other countries. |

Spares Information Sheet issued for

BENTLEY T SERIES : SILVER SHADOW

Section A

Information Sheet No. 4.A.45

Page No. 1 of 1

Date 22 11 72

CRANKSHAFT PULLEY(SPARE PART LIST A3/1 NO.20)

A change has been made in the method of engine balancing, a modified crankshaft pulley is now being fitted.

Parts are not interchangeable.

Part numbers are as follows:-

DISPLACED

UE 34590

Pulley Crankshaft
(SPL A3/1 item 20)

NEW

UE 37315

Cwt/KH/GL

Applicable to:

BENTLEY 'T' SERIES : SILVER SHADOW

TSD 2934

Information Sheet No.A 4-46 Issue 2

Section

A

Date

22 5 73

Page No.

1 of 4

EXHAUST GAS RECIRCULATION SYSTEMNORTH AMERICA AND JAPAN

An exhaust gas recirculation system has now been introduced on cars fitted with exhaust gas emission control, this necessitates changes to the Carburetter 'Tee' piece, Carburetters, Support Bracket Butterfly Housing, and "A" Bank Exhaust Manifold.

Displaced parts are not interchangeable with new pieces, both types will continue to be supplied for spares.

Part numbers are as follows:-

| <u>DISPLACED</u> | | <u>NEW</u> |
|------------------|--|------------|
| UE 32639 | Thermostat Outlet Elbow SPL A7/8 AM 1 | UE 36103 |
| UE 36631 | Assembly 'Tee' Piece - Carburetters to Manifold SPL A7/8 AM 1 | UE 38292 |
| UE 37756 | Assembly - Support Bracket - Butterfly Housing SPL A7/8 AM 1 | UE 38273 |
| UE 37664 | Carburetter Assembly "A" Bank SPL B1/4 <u>North America only</u> | UE 38089 |
| UE 37665 | Carburetter Assembly "B" Bank SPL B1/4 <u>North America only</u> | UE 38109 |
| UE 37664 | Carburetter Assembly "A" Bank SPL B1/4 <u>Japan only</u> | UE 38692 |
| UE 37665 | Carburetter Assembly "B" Bank SPL B1/4 <u>Japan only</u> | UE 38693 |
| UE 36062 | Carburetter Needle Assembly SPL B1/4 item 43. <u>North America only</u> | UE 38406 |
| UE 36062 | Carburetter Needle Assembly SPL B1/4 item 43. <u>Japan only.</u> | UE 38694 |
| | Assembly Weakener Housing | UE 38201 |
| UE 31737 | Ducting Assembly - Air Intake "B" Bank SPL B3/3 item 33. | UE 38149 |

Continued ...

Applicable to:

BENTLEY 'T' SERIES : SILVER SHADOW

TSD 2934

Information Sheet NoA 4-46 Issue 2

Section A

Date 22 5 73

Page No. 2 of 4

DISPLACEDNEW

| | | |
|----------|---|-----------|
| | Mounting Bracket - Solenoid Valves | UE 38138 |
| | Solenoid Valve - Exhaust Gas Recirculation | UE 38151 |
| UE 37444 | Solenoid Valve - Weakener device | UE 38169 |
| | Otter Switch - Exhaust gas recirculation | UE 37721 |
| | Screw - Otter Switch to elbow | X 1913/Z |
| | Washer - Screw | X 9006/Z |
| | Exhaust gas recirculation valve | UE 38081 |
| | Steady Bracket - Exhaust gas recirculation valve | UE 38057 |
| | Pipe Assembly - E.G.R. valve to carburetter "Tee" piece | UE 38285 |
| | Gasket - E.G.R. pipes to carburetter "Tee" piece | UE 38329 |
| | Gasket - Pipes to valve mounting block | UE 38065 |
| | Gasket - E.G.R. valve to mounting block | UE 38064 |
| | Pipe Assembly - E.G.R. valve to Exhaust Manifold <u>Japan only</u> | UE 38340 |
| | Pipe Assembly - Feed to E.G.R. valve <u>North America only</u> | UE 38062 |
| | Pipe Assembly - Centre feed <u>North America only</u> | UE 38206 |
| | Pipe and Cooling fins Assembly <u>North America only</u> | UE 38208 |
| | Steady Bracket - E.G.R. Pipes <u>North America only</u> | UE 38291 |
| | Bolt - Steady Bracket | UA 102/Z |
| | Washer - Bolt | UA 2052/Z |

Continued ...

Applicable to:

BENTLEY 'T' SERIES : SILVER SHADOW

TSD 2934

Information Sheet No A 4-46 Issue 2

Section A

Date

22 5 73

Page No.

3 of 4

DISPLACEDNEW

| | | |
|----------|--|------------|
| | Gasket - Feed pipe flanges | UE 38063 |
| | Bolt - Feed pipe flanges | UA 106/R |
| | Nut - Feed pipe flanges | SPC 1333 |
| UE 31295 | Exhaust Manifold "A" Bank <u>North America only</u> | UE 38093 |
| UE 31295 | Exhaust Manifold "A" Bank <u>Japan only</u> | UE 38338 |
| | Hose - E.G.R. Solenoid to recirculation valve | SPC 1228 |
| | Hose - Solenoid to weakener housing | SPC 1232 |
| | Hose - Solenoid to "Tee" piece | SPC 1233 |
| UE 37401 | Hose - "Tee" Piece to Weakener filter | SPC 1235 |
| | "Tee" Assembly - Solenoid to weakener filter | SPC 1236 |
| UE 35084 | Mounting Bracket - Vacuum throttle stop | UE 37249 |
| | Hose - Solenoid to weakener housing | SPC 1229 |
| | Heat Shield - E.G.R. valve <u>North America only</u> | UE 38581 |
| | Clip - Heat Shield <u>North America only</u> | UE 38582 |
| | Spacer - Clip to heat shield) | UA 10511/R |
| | Bolt - Clip) North America | XC 197/R |
| | Nut - Bolt - Clip) | UA 11425/R |
| | Washer - Bolt - Clip) | X 4404/R |
| | Heat shield - E.G.R. valve - <u>Japan only</u> | UE 38702 |
| | Setscrew | UA 1501/R |
| | Washer - Plain - Setscrew | X 4404/R |
| | Washer - Spring | X 9006/R |
| | Nut - Brass | UA 11425/R |

Continued ...

Applicable to:

BENTLEY 'T' SERIES : SILVER SHADOW

TSD 2934

Information Sheet No. A 4-46 Issue 2

Section

A

Date

22 5 73

Page No.

4 of 4

The following are the car serial numbers to which the above modification was fitted on cars to North America.

| | |
|-------------------------------|-----------------------------------|
| 4 Door Saloon | SRB 14954 and all subsequent cars |
| 2 Door Coachbuilt Convertible | DRB 14991 and all subsequent cars |
| 2 Door Coachbuilt Saloon | CRB 15052 and all subsequent cars |
| Long Wheelbase Saloon | LRB 15056 and all subsequent cars |

The following are the car serial numbers to which the above modification was fitted on cars to Japan.

SRH 15522, SRH 15635, SRX 15637 onwards.

Re-issued to include new pieces and instruct parts for Japan, previous copy to be destroyed.

Cwt/KH/GL

Applicable to:

BENTLEY 'T' SERIES : SILVER SHADOW

TSD 2934

Information Sheet No. 4 A 47 Issue 2

Section A

Date 22 5 73

Page No. 1 of 1

PISTONS(SPARE PARTS LIST A3/2)NORTH AMERICA AND JAPAN

A change has been made to the compression ratio of engines fitted to cars destined for North America and Japan, with Exhaust Gas Recirculation System, this has necessitated an alteration to the pistons.

The piston and piston assemblies are not interchangeable, both types will continue to be supplied for spares.

Part numbers are as follows:-

DISPLACEDNEW

| | | |
|----------|--------------------------------------|----------|
| UE 38010 | Piston Assembly S.P.L. A3/2 item 32. | UE 38200 |
| UE 38011 | Piston S.P.L. A3/2 item 33. | UE 38199 |
| UE 33334 | Scraper Ring S.P.L. A3/2 item 36. | UE 37841 |

The following are the car serial numbers to which the above modification was fitted to North American cars.

| | |
|----------------------------------|------------------------------------|
| 4 Door Saloon | SRB 14954 and all subsequent cars. |
| 2 Door Coachbuilt Convertible | DRB 14991 and all subsequent cars. |
| 2 Door Coachbuilt Saloon | CRB 15052 and all subsequent cars. |
| Long Wheelbase Saloon | LRB 15056 and all subsequent cars. |

The following are the car serial numbers to which the modification was fitted on cars to Japan.

SRH 15522, SRH 15635, SRX 15637 onwards.

Re-issued to include modification for Japan, previous copy to be destroyed.

Cwt/KH/GL

Applicable to:

TSD 2934

BENTLEY 'T' SERIES: SILVER SHADOW

Information Sheet No. 4.A.48 Issue 2

Section

A

Date

22 5 73

Page No.

1 of 1

EXHAUST EMISSION CONTROL(SPARE PARTS LIST A11/1)NORTH AMERICAN AND JAPAN

A change has been made to "A" Bank Air Gallery Pipe to enable gas samples to be taken when tuning the carburetters.

The new gallery pipe may be used to replace existing pipe provided blanks and washers listed below are also supplied.

Part numbers are as follows:-

DISPLACEDNEW

| | | |
|----------|--|-----------|
| UE 34765 | Assembly Air Gallery Pipe "A" Bank SPL A11/1 item 33. | UE 38310 |
| | Plug - Hexagon head connection | UA 1157/Z |
| | Washer - Joint - Plug | XB 1079/R |

The following are the car serial numbers to which the above modification was fitted to North American Cars.

| | |
|----------------------------------|------------------------------------|
| 4 Door Saloon | SRB 14954 and all subsequent cars. |
| 2 Door Coachbuilt Convertible | DRB 14991 and all subsequent cars. |
| 2 Door Convertible Saloon | CRB 15052 and all subsequent cars. |
| Long Wheelbase Saloon | LRB 15056 and all subsequent cars. |

The following are the car serial numbers to which the modification was fitted on cars to Japan.

SRH 15522, SRH 15635, SRX 15637 onwards.

Re-issued to include modification for Japan, previous copy to be destroyed.

Cwt/KH/GL

Applicable to:**BENTLEY 'T' SERIES &
SILVER SHADOW****TSD 2934****Information Sheet No. 4.A.49****Section A****Date 30 3 73****Page No. 1 of 1****ENGINE OIL FILTER****(SPARE PARTS LIST A.10)**

A paper oil filter element has been introduced on production, and will be supplied for all replacements.

Piece numbers are as follows:-

DISPLACED**NEW**

RH.2383 Kit oil filter element and seals. RH.2543

Cwt/KH/GL

Applicable to: BENTLEY 'T' SERIES
SILVER SHADOW

Information Sheet No. 4.A.50
Section A
Date 2 8 73
Page No. 1 of 1
TSD 2934

EXHAUST EMISSION CONTROL

(SPARE PARTS LIST A11/1)

A change has been made to the pipe Tee piece to gulp valve also to the vacuum unit stiffener bracket to case assembly.

Pieces are interchangeable, the later pieces will be supplied when existing stocks are used up.

Part numbers are as follows:-

| <u>DISPLACED</u> | | <u>NEW</u> |
|------------------|---|------------|
| UE 37741 | Assembly Pipe 'Tee' piece to gulp valve (S.P.L. A11/1) | UE 38162 |
| UE 37741 | Assembly Pipe 'Tee' piece to gulp valve (S.P.L. A11/1) | UE 38164 |
| UE 36596 | Stiffener - Vacuum Unit to 'Tee' piece | UE 38161 |
| UA 105/Z | Setscrew - Pipe to 'Tee' piece | UA 107/Z |
| UA 1251/Z | Distance piece - Setscrew to 'Tee' piece | UE 38327 |

The following are the car serial numbers to which this modification was fitted on cars to North America.

| | |
|-------------------------------|--|
| 4 Door Saloon | SRB 15996 SRB 16005 SRB 16008 SRB 16024 SRB 16042 SRB 16048 SRB 16068 SRB 16079 SRB 16090 SRB 16099 SRB 16115 SRB 16127 SRB 16143 and all subsequent cars. SRB 16112 |
| 2 Door Coachbuilt Saloon | CRB 15933 CRB 16017 and all subsequent cars. |
| 2 Door Coachbuilt Convertible | DRB 15934 DRB 15936 DRB 16010 DRB 16014 and all subsequent cars. |
| Long Wheelbase Saloon | LRB 15879 LRB 16018 LRB 16023 and all subsequent cars. |

The following are the car serial numbers to which this modification was fitted on cars to Japan:

SBH 16028 SRX 16075

Cwt/KH

Applicable to: BENTLEY 'T' SERIES
SILVER SHADOW

Information Sheet No. 4.A.51
Section A
Date 2 8 73
Page No. 1 of 1
TSD 2934

CRANKSHAFT DAMPER
(SPARE PARTS LIST A.3)

A change has been made on the Crankshaft Damper to include a 15 degree timing mark.

The new damper is interchangeable and will be used for replacements.

Part numbers are as follows:-

DISPLACED

NEW

| | | |
|----------|--|----------|
| UE 36948 | Crankshaft Damper (Spare parts list A3/2 item 19) | UE 38714 |
|----------|--|----------|

The following are the car serial numbers to which this modification was fitted for cars with exhaust emission control.

4 Door Saloon SRX 15637 SRB 15853 SRB 15862
SRB 15866 SRB 15901 SRB 15907
SRB 15910 SRB 15913 SRB 15928
and all subsequent cars.

2 Door Saloon DRB 15105 DRB 15802 DRB 15808
DRB 15869 DRB 15872 DRB 15938
DRB 15941 and all subsequent cars.

Long Wheelbase Saloon LRB 15496 LRB 15606 LRB 15735
LRB 15737 LRB 15738 LRB 15739
LRB 15740 LRB 15742 LRB 15814
LRB 15815 LRB 15880
and all subsequent cars.

The following are the car serial numbers to which this modification was fitted for all other cars.

4 Door Saloon SRH 16249 SRH 16252 SRX 16254 SRH 16258
SRH 16260 SRB 16261 SRH 16263 SRX 16264
SRH 16266 SRH 16267 SRH 16269 SRH 16270
SRH 16273 SRX 16275 SRH 16276 and all subsequent cars.

2 Door Saloon DRB 16303 DRB 16306 DRX 16443 and all subsequent cars.

2 Door Convertible CRH 16304 CRB 16307 CRX 16508 and all subsequent cars.

Long Wheelbase Saloon LRB 16259 LRB 16265 LRB 16277 LRB 16295 and all subsequent cars.

Cwt/KH

Applicable to:

BENTLEY 'T' SERIES
SILVER SHADOW

Information Sheet No. 4/A/52
Section A
Date
Page No. 1 of 1

ENGINE OIL DIPSTICK ASSEMBLY(S.P.L. A1/5)

A change has been made to the engine oil dipstick.

Both the new piece and the existing one will continue to be supplied for spares replacements.

Part numbers are as follows:-

DISPLACEDNEW

UE.32267

Engine oil dipstick assembly
(SPL. A1/5 - 103)

UE.36907

Cwt/KH/GL

Applicable to: BENTLEY 'T' SERIES:
SILVER SHADOW: CORNICHE

Information Sheet No. 4 A 53
Section A
Date 12 11 73
Page No. 1 of 1
TSD 2934

INDUCTION MANIFOLD

(SPARE PARTS LIST A7/8)

A change has been made to the induction manifold to suit cars fitted with a thermal sensor switch in the air intake system.

The later type manifold may be used for replacements provided two of the holes are blanked off with plug UA 1155/Z and washer XB 1078/R.

Part numbers are as follows:-

DISPLACED

NEW

| | | | |
|----------|-------------------------|-------|-----------|
| UE 37632 | Assy Induction Manifold | 1 off | UE 38805 |
| | Vacuum adaptor | 3 off | UE 34760 |
| | Plug | 3 off | UA 1155/Z |
| | Washer Plug | 5 off | XB 1078/R |

Cwt/KH/HB

Applicable to: BENTLEY 'T' SERIES :
SILVER SHADOW

Information Sheet No. 4-A-54
Section A
Date 17 12 73
Page No. 1 of 1
TSD 2934

EXHAUST GAS RECIRCULATION SYSTEM

(SPARE PARTS LIST A.13)

An Auxiliary EGR valve is now being incorporated into the EGR system this necessitates alterations to the EGR valve mounting block, EGR distribution pipes and mounting brackets.

Part numbers are as follows and are not interchangeable except for UE 38727 which will be used when current stocks are used up.

DISPLACED

NEW

| | | | | |
|----------|---------|--|-------|----------|
| UE 38062 | Item 38 | Assy Mounting Block | 1 off | UE 38745 |
| | | EGR Valve Auxiliary | 1 off | UE 38734 |
| UE 38285 | Item 1 | Assy Pipes EGR Valve 'T' Piece | 1 off | UE 38747 |
| UE 38065 | Item 5 | Gasket Adaptor EGR Distribution Pipes | 1 off | UE 38730 |
| UE 38059 | Item 15 | Mounting Bracket EGR Valves | 1 off | UE 38723 |
| UE 38057 | Item 14 | Support Bracket EGR Valves | 1 off | UE 38727 |
| UE 38581 | Item 19 | Heat Shield EGR Valves | 1 off | UE 38720 |
| UE 38138 | Item 28 | Assy Mounting Bracket Solenoid Valves | 1 off | UE 38728 |
| | | Distance Piece Mounting Bracket Solenoids | 2 off | SPC 1422 |
| | | Assy 'T' Piece | 1 off | SPC 1424 |
| | | (Hose Auxiliary EGR Solenoid to Auxiliary EGR Valve) | 1 off | SPC 1427 |
| | | Hose 'T' Piece to Main EGR Valve | 1 off | SPC 1428 |
| SPC 1228 | Item 25 | Hose EGR Solenoid Valve to 'T' Piece | 1 off | SPC 1429 |

Cwt/KH/HB

Applicable to: BENTLEY 'T' SERIES
SILVER SHADOW

Information Sheet No. 4-A-55
Section A
Date 17 12 73
Page No. 1 of 1
TSD 2934

EXHAUST GAS RECIRCULATION SYSTEM

(SPARE PARTS LIST A.13)

A vacuum switch for controlling the auxiliary EGR valve is now being fitted, it consists of an induction depression operated motor and micro switch.

Part numbers are as follows and are not interchangeable.

DISPLACED

NEW

| | | | |
|----------|-----------------------------------|-------|----------|
| | Assy Vacuum Operated Switch | 1 off | UE 38735 |
| | Vacuum Motor | 1 off | UE 38759 |
| | Assy Adjusting Screw | 1 off | UE 38784 |
| | Micro Switch | 1 off | UR 13689 |
| | Cover Micro Switch | 1 off | UE 38740 |
| | Support Pillar Micro Switch | 2 off | UE 38739 |
| | Reach Nut | 2 off | SPC 1426 |
| UE 37378 | Hose EGR Micro Switch to Manifold | 1 off | SPC 1438 |

Cwt/KH/HB

Applicable to: BENTLEY 'T' SERIES
SILVER SHADOW : CORNICHE

Information Sheet No. 4-A-56
Section A
Date 11 1 74
Page No. 1 of 1
TSD 2934

CYLINDER HEADS

(SPARE PARTS LIST A4/4 A5/5)

A modification has been made to the cylinder heads in order to give improved location of the push rods in the hydraulic tappets.

In effect the push rod holes have been reduced to .4738 diameter, new pieces are interchangeable and will be used for replacements when current stocks are used up.

| <u>DISPLACED</u> | For cars without Exhaust Emission Control | <u>NEW</u> |
|------------------|---|------------|
| UE 37347 | Assembly Cylinder Head 'A' Bank | UE 38445 |
| UE 37348 | Assembly Cylinder Head 'B' Bank | UE 38446 |
| UE 37349 | Cylinder Head Sub Assembly | UE 38447 |
| | For cars with Exhaust Emission Control | |
| UE 37350 | Assembly Cylinder Head 'A' Bank | UE 38448 |
| UE 37351 | Assembly Cylinder Head 'B' Bank | UE 39449 |
| UE 37352 | Cylinder Head Sub Assembly | UE 38450 |

Cwt/KH/HB

Applicable to: BENTLEY 'T' : SILVER SHADOW

Information Sheet No. 4-A-57
Section A
Date
Page No. 1 of 1
TSD 2934

CRANKCASE AND FITTINGS(SPARE PARTS LIST A1/5)

The material specification of the front cover and mounting foot assembly has been changed.

The new part should be used for all replacements when current stocks have been used up.

DISPLACEDNEW

| | | | |
|----------|--|-------|----------|
| UE 37436 | Item 69. Assy Front Cover and Mounting Foot | 1 off | UE 38887 |
|----------|--|-------|----------|

Cwt/KH/HB

Applicable to: PHANTOM VI

Information Sheet No. 4-A-58
Section A
Date
Page No. 1 of 1
TSD 2934

CRANKCASE AND FITTINGSSPARE PARTS LIST A4/1 ITEM 60

The material specification of the front cover and mounting foot assembly has been changed.

The new part should be used for all replacements when current stocks have been used up.

Part number is as follows:

DISPLACEDNEW

| | | |
|----------|-----------------------------------|----------|
| UE 34732 | Assembly front cover and Mounting | UE 38887 |
| | Foot - 1 off | |

Cwt/KH/HB

Applicable to: SILVER SHADOW; BENTLEY T
SERIES

Information Sheet No. 4-A - 59
Section
Date
Page No. 1 of 1
TSD 2934

CYLINDER HEAD
SPARE PARTS LIST A4/4 AND A5/5

The high metal temperature switch has been transferred from A bank cylinder head to B bank cylinder head for right hand drive cars for Japan.

Part numbers as follows:-

| DISPLACED | | NEW |
|-----------|-------------------------------|----------------|
| UE 38448 | Assembly Cylinder Head A Bank | 1 off UE 39018 |
| UE 38449 | Assembly Cylinder Head B Bank | 1 off UE 39019 |

Cwt/KH/HB

Applicable to: BENTLEY 'T' SERIES :
SILVER SHADOW PH VI

Information Sheet No. 4-A-60
Section A
Date
Page No. 1 of 1
(Issue 2)

INDUCTION MANIFOLD
SPARE PARTS LIST A7/8.

A change has been made to the carburetter to induction manifold tee piece.

The new part may be used as a replacement, the reverse is not possible.

Part numbers are as follows:-

DISPLACED

NEW

| | | |
|----------|--|----------|
| UE 38292 | Assembly Tee Piece Carburetter 1 off (Cars with Exhaust Gas Recirculation) | UE 39180 |
| UE 36643 | Assembly Tee Piece Carburetter 1 off (Cars without Exhaust Gas Recirculation) | UE 39181 |

The following are the car serial numbers to which the above modification was fitted.

Cars for North America:-

4 Door Saloon SRC 18418 18422 18424 18427 18428 18433
18436 and all subsequent N America Cars.

2 Door Coachbuilt Convertible DR 18305 and all subsequent
N America Cars.

2 Door Coachbuilt Saloon CRC 18304 and all subsequent
N America Cars.

Long Wheelbase Saloon LRC 16742 16748 16754 16791 16795
and all subsequent N America Cars.

REASON

To correct text to read:-

| | | |
|----------|--|----------|
| UE 36643 | Assembly Tee Piece Carburetter 1 off (Cars without Exhaust Gas Recirculation) | UE 39181 |
|----------|--|----------|

Rnr/KH/HB

Applicable to:

Information Sheet No.4-A-60
Section A Addendum
Date
Page No. 1 of 1

INDUCTION MANIFOLD

The following are the car serial numbers to which this modification has been fitted for cars to countries other than N America.

STANDARD SALOONS:

| | | |
|-------------|-----------|-----------|
| SRH 19300 | SRH 19439 | SRH 19442 |
| SRX 19452 | SRH 19453 | SBX 19454 |
| SRH 19458 | SRH 19466 | SRH 19467 |
| and onwards | | |

LONG WHEELBASE CARS:

LRH 19264 and onwards

COACHBUILT SALOONS:

| | |
|-----------------------|-----------|
| CRH 19355 | CRH 19358 |
| CRH 19419 and onwards | |

CONVERTIBLES:

DRX 19417 and onwards

Rnr/NM/HB

Applicable to: SILVER SHADOW :
BENTLEY 'T' SERIES
CORNICHE

Information Sheet No. 4-A-61
Section A
Date
Page No. 1
TSD 2934

ENGINE OIL DIPSTICK ASSEMBLY
SPARE PARTS LIST A1/5 ITEM 104

A dimensional change has been made to the engine oil dipstick:

Part Number is as follows:-

DISPLACED

NEW

UE36907 Assembly Dipstick

1 off UE39191

The following are the serial numbers to which this modification has been fitted:-

Standard cars: SRC 17629 onwards.

Coachbuilt cars: CRC 17516 onwards.

Convertibles: DRC 17515 onwards.

Cwt/KH/HB

Applicable to:

SILVER SHADOW: BENTLEY 'T' SERIES ALL
COUNTRIES CORNICHE N. AMERICA ONLY

Information Sheet No. 4 A 62

Section A

Date

Page No. 1 of 1

ENGINE OIL FILTER & BREATHER PIPE
SPARE PARTS LIST A9/5
SILVER SHADOW: BENTLEY 'T' SERIES ALL COUNTRIES
CORNICHE N. AMERICA ONLY

A restrictor has been fitted to the flame trap housing
engine breather pipe.

Part number is as follows:-

SPC1546

Restriction-Breather.

1 off

Cwt/KH/HB

Applicable to:

Information Sheet No. 4-A-63
 Section 4-A
 Date 20 11 74
 Page No. 1 of 1
 ISSUE NO 2

OIL PUMPSPARE PARTS LIST A.2

The material specification of the oil pump 'O' rings has been changed. The new pieces should be fitted for all replacements for this application.

Part numbers are as follows:-

DISPLACEDNEW

| | | | |
|----------|----------------------|-------|----------|
| UD 11426 | 'O' Ring Pump Outlet | 1 off | SPC 1468 |
| CK 613 | 'O' Ring Oil Pipe | 1 off | SPC 1469 |

SPL A.2 Items 35 and 37.

The new 'O' rings can be identified by a spot of brown and green paint on the O/Dia of the ring.

The following pieces will also be required.

| | | | |
|---------|---------------------|---------|------------|
| LC 2508 | ('O' Ring Pedestal | 1 off) | UA 13401/R |
| | ('O' Ring Elbow | 1 off) | |

SPL A.2 Items 10 and 13.

RE-issued to correct text and part number.

Rnr/NM/HB

Applicable to: BENTLEY 'T' SERIES : SILVER SHADOW

Information Sheet No. 4 A 64

Section A

Date

Page No. 1 of 3

TSD 2934

EXHAUST EMISSION CONTROLSPARE PARTS LIST A11/2 A 13/1

Changes to the air injection system have been made to comply with the new North American exhaust emission regulations, they consist essentially of a diverter valve and a solenoid valve which are part of the catalyst protection system. The diverter valve which is a vacuum operated motor is activated by a solenoid valve which is triggered by a vacuum operated micro switch mounted above the solenoid valve.

Changes have also been made to the air pump, the air pump mounting and hoses.

North American Cars Only.

Part numbers are as follows:-

| DISPLACED | | NEW | |
|-----------|--|--------|----------|
| | Solenoid Valve - Diverter Valve | 1 off | UE 39553 |
| | Vacuum Switch Assembly | 1 off | UE 39786 |
| | Mounting Bracket Diverter Valve | 1 off | UE 39239 |
| | Mounting Bracket Solenoid and Vacuum Switch | 1 off | UE 39554 |
| | Diverter Valve Inlet Connection Assy. | 1 off | UE 39244 |
| | Joint - Inlet Connection | 1 off) | |
| | Joint - Outlet Elbow | 1 off) | UE 39248 |
| UE 37193 | Air Pump | 1 off | UE 39302 |
| | Outlet Elbow Air Pump | 1 off | UE 39247 |
| UE 37745 | Mounting Bracket Air Pump | 1 off | UE 39240 |
| UE 37186 | Mounting Bridge Air Pump | 1 off | UE 39234 |
| UE 39099 | Pulley Air Pump | 1 off | UE 39236 |
| UE 36824 | Setscrew Air Pump Pulley | 3 off | SPC 1553 |
| UE 39098 | Vee Belt Air Pump | 1 off | SPC 1554 |
| UE 37196 | Swivel Arm Air Pump Adjustment | 1 off | UE 39235 |
| | Distance Piece Diverter Valve | | |
| | MTG BRKT To Thermostat Housing | 2 off | SPC 1552 |
| UE 37185 | Hose Air Pump to Diverter Valve | 1 off | UE 39238 |
| UE 34942 | Hose Diverter Valve to 'A' Bank Air Manifold | 1 off | UE 39241 |

Applicable to: BENTLEY 'T' SERIES: SILVER SHADOW

Information Sheet No. 4A64
 Section A
 Date
 Page No. 2 of 3
 TSD 2934

DISPLACEDNEW

| | | |
|----------|---|----------------|
| UE 35599 | Hose Diverter Valve to 'B' Bank Air Manifold | 1 off UE 39237 |
| | Hose Vacuum Connection to Diverter Valve | 1 off SPC 1645 |
| | Hose Vacuum Connection to Thermal Sensor | 1 off SPC 1646 |
| | Hose 'A' Bank Inlet Manifold Tapping to Diverter Valve Vacuum Switch | 1 off SPC 1646 |
| | Hose Diverter Valve Solenoid to Adaptors | 2 off SPC 1647 |
| SPC 1586 | Hose 'B' Bank Inlet Manifold Tapping to EGR Vacuum Switch | 1 off SPC 1428 |
| | Hose Vacuum Connection to Anti Diesel Restrictor | 1 off UE 37378 |
| | Hose Adaptor to Diverter Valve | 1 off UE 37378 |
| | Adaptor Restrictor | 2 off SPC 1498 |
| | Hose Diaphragm Cover Diverter Valve to Adaptor | 1 off SPC 1503 |
| UE 37380 | Hose Vacuum Connection to Purge Line Restrictor | 1 off SPC 1234 |
| | Hose Vacuum Connection to Cruise Control | 1 off UE 38096 |
| | Hose Support Bracket to Vacuum Connection | 1 off SPC 1630 |
| UE 37669 | Hose Anti Diesel Solenoid to Adaptor | 1 off SPC 1647 |
| SPC 1229 | Hose Anti Diesel Solenoid to Tee Piece | 1 off SPC 1648 |
| UE 37397 | Hose Weakener Filter to Tee Piece | 1 off SPC 1652 |

Applicable to: BENTLEY 'T' SERIES : SILVER SHADOW

Information Sheet No. 4 A 64
 Section A
 Date
 Page No. 3 of 3
 TSD 2934

DISPLACEDNEW

The following parts will also be required:-

| | | |
|------------------------------------|--------|----------|
| Hose weakener adaptor to Tee Piece | 1 off | UE 37716 |
| Insulock Cable Tie - Hoses | 13 off | UE 35610 |
| Insulock Cable Tie - Hoses | 2 off | SPC 1636 |
| Insulock Cable Tie - Hoses | 2 off | SPC 1442 |
| Support Pillar Micro Switch | 2 off | UE 38739 |
| Reach Nut Platform to Cover | 2 off | SPC 1426 |
| Cover - Micro Switch | 1 off | UE 38740 |
| Jubilee Clip | 6 off | UE 37139 |

Rnr/KH/HB

Applicable to: BENTLEY T : SILVER SHADOW : CORNICHE
(NORTH AMERICAN CARS)

Information Sheet No. 4 A 65
Section A
Date
Page No. 1 of 1
ADDENDUM ISSUE 2
TSD 2934

PISTONS 7:3:1

The following are the car serial numbers to which this modification has been fitted:-

| | |
|-----------------|-----------------------|
| Standard Cars | SRD 20755 and onwards |
| Coachbuilt Cars | CRD 20171 and onwards |
| LWB Cars | LRD 20628 and onwards |

Re-issued to amend car serial numbers.

Rnr/NM/HB

Applicable to: SILVER SHADOW : BENTLEY
'T' SERIES

Information Sheet No. 4.A.66.
Section A.
Date
Page No. 1 of 1
TSD 2934

CRANKCASE & CYLINDERS

SPARES PARTS LIST A1

On the introduction of exhaust manifolds with a centre downtake for cars destined for N America it has been necessary to modify the crankcase to enable the front brake accumulator to be mounted on 'A' bank side of the crankcase. The new case will be used for all replacements when current stocks of the existing case have been used up.

Resulting from the near proximity of the exhaust pipe to the sump a heat shield has been introduced for the oil level switch and for the starter motor.

Parts numbers are as follows:-

| <u>DISPLACED</u> | | | <u>NEW</u> |
|------------------|--------------------------------|-------|------------|
| UE 37257 | Crankcase Assembly | 1 off | UE 39126 |
| | Mounting Bracket Assembly | 1 off | UE 39450 |
| | Heat Shield - Oil Level Switch | 1 off | UE 39452 |
| | Heat Shield - Starter Motor | 1 off | UE 39453 |

The following pieces will also be required:-

| | | |
|--|-------|-----------|
| Setscrew - Heat Shield - Oil Level Switch | 2 off | UA 102/Z |
| Washer - Plain - Setscrew | 2 off | UA 1251/Z |
| Washer - Plain - Heat Shield - Starter Motor | 2 off | UA 1251/Z |

Rnr/NM/HB

Applicable to: BENTLEY T SERIES : SILVER SHADOW CORNICHE

Information Sheet No. 4 A 67

Section A

Date

Page No. 1 of 1

TSD 2934

CRUISE CONTROLSPARE PARTS LIST A12/2B4/6 B 10

The cruise control regulator has been repositioned and is now mounted on the L/H valance for cars for North America.

This has necessitated changes to the regulator mounting bracket, the emission pipes and adaptor plate, the weakener filter mounting bracket and hoses.

Part numbers which are not interchangeable are as follows:-

| DISPLACED | | | NEW |
|-----------|-----------------------------------|-------|----------|
| | Regulator Mounting Bracket | 1 off | UE 39426 |
| UE 38097 | Hose Regulator to Bellows | 1 off | UE 39433 |
| | SPL A12/2 item 14 | | |
| UR 18505 | Adaptor Plate and Pipes assembly | 1 off | UR 18983 |
| UE 37388 | Hose Adaptor to purge line filter | 1 off | UE 39430 |
| | SPL B10 Items 46 and 54 | | |
| UR 17078 | Weakener filter mounting bracket | 1 off | UR 18987 |
| | SPL B 4/6 Item 51 | | |
| UE 37397 | Hose adaptor to weakener filter | 1 off | UE 39427 |
| | SPL B11 Item 29 | | |

RW/KH/HB

Applicable to: BENTLEY T : SILVER SHADOW : CORNICHE
(NORTH AMERICAN CARS)

Information Sheet No. 4 A 67
Section A
Date
Page No. 1 of 1
ADDENDUM ISSUE 2
TSD 2934

CRUISE CONTROL

The following are the car serial numbers to which this modification has been fitted:-

| | |
|-----------------|-----------------------|
| Standard Cars | SRD 20755 and onwards |
| Coachbuilt Cars | CRD 20171 and onwards |
| LWB Cars | LRD 20628 and onwards |

Re-issued to amend car serial numbers.

Rnr/NM/HB

Applicable to: BENTLEY 'T' SERIES SILVER SHADOW
CORNICHE

Information Sheet No. 4A68

Section 4A

Date

Page No. 1 of 1

TSD 2934

ISSUE 2

CRANKCASE AND CYLINDERS

SPARE PARTS LIST A 1/5

Changes to the jockey pulley have been made on the above series cars.

A smaller spindle bearing has been introduced which has necessitated modifications to the pulley.

To facilitate the identification of the old and new assemblies the following information is provided.

UE 34857 Jockey Pulley Assembly
(Spindle Bearing O/DIA 1.500")

UE 38279 Jockey Pulley Assembly
(Spindle Bearing O/DIA 1.1811")

Both the new and existing pieces will be supplied for spares purposes.

Part numbers which are only interchangeable as complete assemblies are as follows:-

| DISPLACED | | | NEW |
|-----------|---------------------------------------|-------|----------|
| UE 34857 | Item 78 Carrier and Pulley Assembly | 1 off | UE 38279 |
| UE 37106 | Item 107 Spindle and Bearing Assembly | 1 off | UE 39145 |
| UE 34455 | Item 108 Jockey Pulley | 1 off | UE 38280 |
| UE 31859 | Item 109 Snap Ring | 2 off | RE 2025 |

Rnr/NM/HB

Applicable to: BENTLEY 'T' SERIES SILVER SHADOW PHANTOM

Information Sheet No. 4-A-69

Section 4-A

Date

Page No. 1 of 1

TSD 2934

OIL PUMPSPARE PARTS LIST A 2 ITEMS 20, 21, & 38

In order to simplify the assembly of the oil pump, dimensional changes have been made to the oil pump casing, the relief valve plug and circlip.

The new pieces will be supplied for spares replacements when existing stocks have been used up.

Part numbers are as follows:-

DISPLACEDNEW

| | | | |
|----------|--------------------------|-------|----------|
| UE 37549 | Assembly Oil Pump | 1 off | UE 39346 |
| UE 37550 | Sub Assy Oil Pump Casing | 1 off | UE 38775 |
| UE 36682 | Plug Relief Valve | 1 off | SPC 1441 |
| XB 14029 | Circlip Plug Retaining | 1 off | SPC 1440 |

The following are the car serial numbers to which this modification has been fitted.

Standard Cars

SRH 21321, SRD 21710, SRD 21754, SRH 21763, SRD 21764, SRD 21766, SRD 21772, SBH 21773, SRD 21774, SRD 21776, SRD 21778, SRH 21801, SBH 21802, SRD 21803, SRD 21805, SRD 21807, SRH 21808, SRH 21809, SRD 21812 to SRX 21818 incl SRX 21820, SRX 21825, SRX 21827 and onwards.

Coachbuilt Cars

DRD 21663, DRD 21665, DRD 21666, DRD 21730, DRD 21731, DRD 21792, DRD 21795, CRX 21796, DRX 21797, DRX 21859 and onwards.

LWE Cars

LRD 21591, LRD 21649, LRD 21651, LRD 21652, LRD 21653, LRD 21655, to LRD 21659 incl LRD 21714, LRD 21715, LRD 21718, LRD 21720 and onwards.

Rnr/KH/HB

Applicable to: BENTLEY 'T' SERIES : SILVER SHADOW
PHANTOM VI

Information Sheet No. 4 A 71
Section A
Date
Page No. 1 of 2

CRANKCASE & CYLINDERS

Changes have been made to the Crankcase to Cylinder Head Studs which are also used to support the Rocker Pedestal. The top of the Stud is no longer drilled and tapped, special nuts on to which the Pedestals are secured are in turn secured to the Studs. Piece number of the Crankcase Assembly has also changed.

Both types of Stud, Nut and Rocker Pedestal will continue to be supplied for spares replacement. The new Crankcase Assembly can be used as a replacement, provided the new Nuts are provided.

Part numbers are as follows:

| DISPLACED | | NEW |
|--------------------------------|--|--------------------|
| UE 37257 | Assy Crankcase and Cylinders | UE 39126 1 off |
| UE 5695) UE 6633) | Stud Crankcase to Cylinder Head | UE 38616 8 off |
| UE 5696 | Stud Oil Feed Crankcase to Cylinder Head | UE 38617 2 off |
| Parts List A1/5 Items 2 and 3. | | |
| UA 4854/R | Nut Special Cylinder Head Stud | UE 38618 10 off |

Parts List A5/5 Item 13

The Bush in the Rocker Pedestal is not required and the part number changes from UE 36185 to UE 36184.

Parts List A6/1 Item 25.

The following are the car serial numbers to which this modification has been fitted:

Applicable to: BENTLEY 'T' SERIES : SILVER SHADOW
PHANTOM VI

Information Sheet No. 4 A 71
Section A
Date
Page No. 2 of 2

STANDARD CARS

| | | | |
|-----------|--------------|--------------|-----------|
| SRX 20932 | SRX 20962 | SRX 20977 | SRH 20982 |
| SRH 20983 | SRH 20984 | SRX 20990-5 | SRH 20998 |
| SRH 20999 | SBX 21000 | SRX 21009-18 | SRH 21021 |
| SRH 21024 | SRH 21025 | SRH 21026 | SRH 21029 |
| SRH 21030 | SRH 21031 | SRX 21032 | SRH 21033 |
| SRX 21037 | SRH 21040 | SBH 21042 | SRH 21043 |
| SRX 21044 | SRX 21045 | SRH 21046 | SRX 21047 |
| SRH 21051 | SBX 21052 | SRH 21053 | SRH 21054 |
| SRH 21056 | SRH 21057 | SRH 21059 | SBH 21060 |
| SBH 21062 | SRX 21063 | SRH 21064 | SRX 21065 |
| SRH 21066 | SRH 21069-74 | SRX 21078 | SRH 21079 |
| SRH 21081 | SRX 21082 | SRH 21085 | SRX 21088 |
| SRH 21089 | SRX 21090 | SRH 21091 | SRH 21093 |
| SRX 21094 | SRH 21095 | SRH 21097 | SRX 21104 |
| SRH 21105 | SRH 21107 | SRH 21113 | SRH 21115 |
| SRH 21119 | SRX 21122 | SRH 21132 | SRH 21144 |
| SRH 21152 | SRH 21160 | SRH 21163 | SRH 21164 |
| SRD 21166 | SRH 21167 | SRH 21179 | SBH 21184 |
| SRX 21191 | SRX 21193 | SRX 21201 | onwards |

COACHBUILT CARS

| | | | |
|-----------|-----------|-----------|-----------|
| CBH 20605 | CRH 20711 | DRD 20712 | CRD 20715 |
| DRD 20716 | DRD 20717 | DRD 20718 | DRD 20869 |
| DRX 20872 | DRD 20873 | DRD 20874 | CRH 21275 |
| onwards | | | |

LWB CARS

| | | | |
|-----------|-----------|-----------|-----------|
| LRD 20706 | LRD 20708 | LRD 20719 | LRD 20722 |
| LRD 20726 | LRD 20727 | LRH 20728 | LRD 20809 |
| onwards | | | |

Rnr/NM/HB

CHAPTER B

CARBURETTERS AND FUEL SYSTEM

Spares Information Sheet issued for
All Distributors and Retailers

Section B
Information Sheet No. 4.B.32
Page No. 1 of 2
Date 12 1 72

CARBURETTERS

BENTLEY T : SILVER SHADOW : PHANTOM VI

Carburetters with a paper element filter, in place of the present gauze thimble, are now being fitted.

Modified runs have also been found necessary for both the main feed and vent pipes.

None of the parts are interchangeable except in complete sets but carburetters can be converted by changing over float chamber lids and components.

Piece numbers are as follows :-

| <u>DISPLACED</u> | | <u>NEW</u> |
|------------------|---|------------|
| UE 31875 | Carburetter 'A' bank (Bentley T and Silver Shadow). | UE 36828 |
| UE 31876 | Carburetter 'B' bank (Bentley T and Silver Shadow). | UE 36830 |
| UE 35901 | Carburetter 'A' bank (Phantom VI). | UE 36829 |
| UE 35902 | Carburetter 'B' bank (Phantom VI). | UE 36831 |
| | Elbow, float chamber lid. | UE 36473 |
| UR 14462 | Petrol feed pipe assembly. | UE 36949 |
| UR 15793 | Main feed pipe assembly (Bentley T and Silver Shadow). | UE 36852 |
| UE 35568 | Main feed pipe assembly (Phantom VI). | UE 36852 |
| | Clip, feed pipe to rear of cylinder head. | UE 36193 |
| | Pipe assembly, float chamber drain 'A' bank. | UE 35604 |
| | Pipe, assembly, float chamber drain 'B' bank. | UE 35589 |
| | Connecting hose. | UE 35591 |
| | Hose clamp. | UE 34892 |
| | Insuloid tie, hose to manifold. | UE 35610 |
| | Clip, drain pipe. | UE 35634 |
| | Hose, float chamber drain. | UE 35609 |
| UE 35377 | Carburetter vent pipe assembly upper. | - |
| UE 35369 | Carburetter vent pipe assembly lower (Bentley T and Silver Shadow). | - |
| UE 35570 | Carburetter vent pipe assembly lower (Phantom VI). | - |
| UE 35447 | Clip assembly drain pipe (Bentley T and Silver Shadow). | - |
| UE 31287 | Clip, assembly drain pipe (Phantom VI). | - |
| UE 35570 | Petrol drain pipe assembly (Phantom VI). | - |
| UE 35244 | Clip, petrol feed pipe (Phantom VI). | - |

Continued...

Spares Information Sheet issued for
All Distributors and Retailers

Section B
Information Sheet No. 4.B.32
Page No. 2 of 2
Date 12 1 72

DISPLACED

UE 8624 Adaptor lid.
 'O' Ring adaptor.
 Spring adaptor.
CD 509 Filter.
 Lid.
 Filter retainer.
RE 20547 Washer lid union.

NEW

UE 36472
CD 5447
CD 5446
UE 35892
CD 5444
CD 5445
-

Spares Information Sheet issued for
BENTLEY T SERIES : SILVER SHADOW

Section B
Information Sheet No. 4.B.35
Page No. 1 of 1
Date 19 1 72

HEAT SINK AND ASSY. THERMOCOIL

A heat sink (B.2 Item 52) with improved heat retention properties is now being fitted.

At the same time dimensional changes have been made to the thermocoil spindle (B.2 Item 43) and a spacer collar introduced.

The new heat sink and assy. thermocoil can be used for all replacements. The new spindle can be used for all replacements provided collar UE 37607 is also fitted.

The Piece Numbers are as follows:-

DISPLACED

NEW

| | | |
|---------|--|----------|
| UE 9173 | Heat Sink | UE 37584 |
| UE 9285 | Assembly thermocoil | UE 37767 |
| UE 9167 | Spindle thermocoil (Part of assy. UE 37767) | UE 37099 |

Additional item:-

| | |
|---------------------------|----------|
| Collar Spindle thermocoil | UE 37607 |
|---------------------------|----------|

Cwt/KH/GL

Spares Information Sheet issued for
BENTLEY T SERIES : SILVER SHADOW

Section B
Information Sheet No. 4.B. 36
Page No. 1 of 1
Date 7 3 72

AUTOMATIC CHOKE SOLENOID
(SPARE PARTS LIST B 2)

To enable correct adjustment of the Automatic Choke Solenoid to be maintained extra shims have been made available.

Part numbers are as follows:-

| | | |
|----------------|-------------------------|------------|
| Adjusting Shim | 0.002 in. (0,05 mm.) - | <u>New</u> |
| | Solenoid - Auto.Choke | UE 38046 |
| Adjusting Shim | 0.005 in. (0,127 mm.) - | |
| | Solenoid - Auto.Choke | UE 38047 |

Cwt/Jkn/GL

Spares Information Sheet issued forBENTLEY 'T' SERIES : SILVER SHADOW

Section B

Information Sheet No. 4-B-37

Page No. 1 of 3

Date 10 8 72

WEAKENER DEVICE AND FUEL RECEIVER

An improved weakener device and a fuel receiver are being fitted to all models of above cars.

The new parts are not interchangeable.

Part Numbers are as follows:-

DISPLACEDNEW

| | | |
|----------|---|----------|
| UE 35701 | Assembly 'Tee' Piece, carburetters to manifold for cars fitted with Exhaust Emission Control | UE 36631 |
| | Hose vapour valve to evaporator loss control canister for cars fitted with Exhaust Emission Control | UE 37718 |
| UE 35701 | Assembly 'Tee' Piece, carburetters to manifold for cars not fitted with Exhaust Emission Control | UE 36643 |
| UE 36465 | Assembly Pipe - 'Tee' Piece to gulp valve, required for all cars fitted with Exhaust Emission Control, except cars fitted with Automatic Speed Control or for Japan | UE 37741 |
| UE 36615 | Assembly Pipe - 'Tee' Piece to gulp valve - for cars fitted with Exhaust Emission Control and Automatic Speed Control except Japan | UE 36641 |
| UE 35617 | Assembly Pipe - 'Tee' Piece to gulp valve for cars fitted with Exhaust Emission Control, Japan only | UE 34900 |
| | Assembly Pipe - 'Tee' Piece to gulp valve for cars fitted with Exhaust Emission Control and Automatic Speed Control, Japan only | UE 38250 |
| UE 37087 | Carburetter assembly 'B' Bank) | UE 37737 |
| |) Corniche Cars | |
| UE 37086 | Carburetter assembly 'A' Bank) | UE 37736 |
| UE 35965 | Carburetter assembly 'A' Bank) Cars other | UE 37664 |
| |) than | |
| UE 35966 | Carburetter assembly 'B' Bank) Corniche | UE 37665 |

continued...

Spares Information Sheet issued forBENTLEY 'T' SERIES : SILVER SHADOW

Section B

Information Sheet No 4-B-37
(Issue 2)

Page No. 2 of 3

Date 10 8 72

The following parts are standard for all cars fitted with this fuel receiver and weakener device.

DISPLACEDNEW

| | | |
|----------|--|-----------|
| | Assembly petrol drain pipe 'A' Bank carburetter. | UE 37637 |
| | Assembly petrol drain pipe 'B' Bank carburetter. | UE 37720 |
| | Carburetter needle B.A.E. for Carburetter UE 37664/5. | UE 36062 |
| | Carburetter needle B.A.M. for Carburetter UE 37736/7. | UE 37088 |
| UE 7200 | Assembly Bracket - Fast-idle cam. | UE 36633 |
| UE 35086 | Assembly Butterfly housing. | UE 37940 |
| | Otter switch - Solenoid weakener valve. | UE 37721 |
| | Solenoid weakener valve. | UE 37444 |
| | Assembly valve housing petrol drain. | UE 37637 |
| | Assembly valve - Vapour leak off. | UE 37614 |
| | Assembly receiver - Petrol drain. | UE 37948 |
| | Sub - assembly receiver -petrol drain. | UE 37949 |
| | Assembly valve and housing - Petrol drain. | UE 37905 |
| | Assembly - Non-return valve petrol drain. | UE 37642 |
| | Assembly 'Tee' Piece vapour line. | UE 37596 |
| UE 6238 | Joint 'Tee' Piece to support bracket. | UE 36637 |
| | Joint butterfly housing to support bracket. | UE 37663 |
| | Clip petrol drain valve. | UE 37641. |
| | Hose - Weakener to receiver. | UE 37666 |
| | Hose - 'B' Bank carburetter float chamber to receiver. | UE 37667 |
| | Hose - 'A' Bank carburetter float chamber to receiver. | UE 37668 |
| | Hose - Solenoid valve to receiver. | UE 37669 |
| | Hose - Solenoid valve to 'Tee' Piece | UE 37670 |
| | Hose - Weakener housing to 'Tee' Piece | UE 37716 |

continued.....

Spares Information Sheet issued for**BENTLEY 'T' SERIES : SILVER SHADOW****Section B****Information Sheet No. 4-B-37****Page No. 3 of 3 (Issue 2)****Date 10 8 72****DISPLACED****NEW**

Hose - Fuel receiver to drain valve.

UE 37717

Hose - Vapour valve to atmosphere.

UE 37719

Hose - Thermal vacuum switch to carburetter.

UE 36640

Reason for re-issue.

To include new piece number.

Previous copy to be destroyed.

Cwt/KH/GL

Spares Information Sheet issued for
PHANTOM VI

Section B
Information Sheet No. 4.B.38
Page No. 1 of 1
Date 10.4.72

PETROL FEED PIPE

The piece number of the Petrol Feed Pipe (B 6/7 Item 55) has been changed on the above application only. The original will continue to be supplied for all other applications.

Part Numbers are as follows:-

DISPLACED

UE.36852 Pipe Main Petrol Feed
UE.36193 Clip Main Petrol Feed Pipe

NEW

UE.37733
UR.16857

Printed in England

Spares Information Sheet issued for
BENTLEY 'T' : SILVER SHADOW

Section B
Information Sheet No. 4.B.39
Page No. 1 of 1
Date 19 9 72

CONTROLS

The kickdown solenoid micro switch, which up to now has been mounted on the carburettor throttle stop bracket, is now being mounted directly below the kickdown stop.

This has necessitated changes to the kickdown stop body, plunger and spring, minor wiring changes and the introduction of a new switch mounting bracket, cover assembly and cover seal.

Parts are not interchangeable and piece numbers are as follows:-

| <u>DISPLACED</u> | <u>SPARES SCHEDULE REF</u> | | <u>NEW</u> |
|------------------|----------------------------|-----------------------------------|------------|
| UR 13452 | B 8/8, Item 6 | Body - Kickdown Stop | UR 17845 |
| UR 13449 | B 8/8, Item 3 | Plunger - Kickdown Stop | UR 17846 |
| UR 13234 | B 8/8, Item 4 | Spring - Kickdown Stop | UR 17847 |
| UR 13451 | B 8/8, Item 9 | Blanking Plug - Kickdown Stop | |
| UA 1165/Z | B 8/8, Below Item 9 | Blanking Plug - Kickdown Stop | |
| UA 1258/Z | B 8/8, Above Item 10 | Washer - Blanking Plug | |
| | | Assembly Mounting Bracket | UR 17843 |
| | | Assembly Cover - Micro Switch | UR 17875 |
| | | Seal - Cover - Micro Switch | UR 17849 |
| UD 14562 | B 8/8, Item 100 | Kickdown Micro Switch | UD 17968 |
| X 8812/Z | B 8/8, Item 102 | Washer | |
| X 4002/Z | B 8/8, Item 103 | Nut | |
| UG 12676 | B 8/8, Below Item 100 | Roller Assembly - Kickdown Switch | |
| XC 197/Z | B 8/8, Item 95 | Setscrew | |
| X 4307/Z | B 8/8, Item 96 | Nut | |

The following existing parts will also be required:-

| | | | | |
|------------|---|-------------------|---|--------|
| UA 10691/Z | - | Screw | - | 6 B.A. |
| UA 11401/Z | - | Nut | - | 6 B.A. |
| UG 10742 | - | Shakeproof Washer | | |
| X 8812/Z | - | Washer | | |
| UA 1501/Z | - | Bolt | - | 2 B.A. |
| X 4404/Z | - | Washer | | |
| UG 12442 | - | Grommet | | |

Cwt/KH/NM

Applicable to: BENTLEY 'T'
SILVER SHADOW

ADDENDUM

Information Sheet No 4.B.39
Section B
Date 10 4 73
Page No 1 of 1

CONTROLS

The following are the serial numbers of cars to which this modification has been fitted:-

| | | |
|--|---|-----------------------|
| Standard Saloons | - | SPH 13754 and onwards |
| Long Wheelbase Cars for U.S.A. and Canada | - | LRA 13921 and onwards |
| Long Wheelbase Cars other than U.S.A. and Canada | - | LRX 13973 and onwards |
| Coachbuilt Saloons for U.S.A. and Canada | - | CRA 13459 and onwards |
| Coachbuilt Saloons other than U.S.A. and Canada | - | CRH 13984 and onwards |
| Convertibles for U.S.A. and Canada | - | DRA 13413 and onwards |
| Convertibles other than U.S.A. and Canada | - | DRH 13861 and onwards |

Printed in England

Cwt/KH/NM

Spares Information Sheet issued forBENTLEY 'T' SERIES - SILVER SHADOW &
PHANTOM VI

Section B

Information Sheet No 4.B.40

Page No 1 of 1

Date 28 9 72

THROTTLE LEVER ASSEMBLIES

(SPARE PARTS LISTS B.7-B8)

A change has been made in the throttle levers for both A and B bank carburetters.

These levers are interchangeable with existing parts and will be supplied for all replacements when current stocks are used up.

Part numbers are as follows:-

DISPLACEDNEW

| | | |
|----------|---------------------------------|----------|
| UE.35941 | Assembly throttle lever A Bank. | UE.37980 |
| UE.36048 | Assembly throttle lever B Bank. | UE.37982 |

Cwt/KH/GL

Spares Information Sheet issued for

BENTLEY 'T' : SILVER SHADOW

Section B

Information Sheet No 4.B.41

Page No. 1 of 1

Date 17 11 72

PETROL TANK

The piece number of the Petrol Tank (Spares Schedule Sheet B6/2, Item 1) has been changed.

The new part will be supplied for all replacements when existing stocks have been used up.

Piece numbers are as follows:-

DISPLACEDNEW

UR.16349

Assembly Petrol Tank

UR.17918

Cwt/KH/NM

Printed in England

Spares Information Sheet issued for

BENTLEY 'T': SILVER SHADOW

Section B:

Information Sheet No. 4.B.42

Page No.1 of 1

Date 16 11 72

PETROL PIPES

The piece number of the petrol pipe (Spares Schedule Sheet B 4/4, Item 34) has been changed.

The new pipe will be supplied for all replacements when existing stocks have been used up.

Piece numbers are as follows:-

DISPLACEDNEW

UR.15794

Petrol Pipe - Pump to Engine Mounting

UR.18144

Printed in England

Cwt/KH/NM

Spares Information Sheet issued for
BENTLEY 'T' SERIES SILVER SHADOW

Section B
Information Sheet No. 4-B-43
Page No. 1 of 1
Date 21 12 72

AIR CLEANER AND SILENCER ASSEMBLY

(SPARE PARTS LIST B.3/3)

A change has been made to the Air Cleaner/Silencer Assembly also Air Cleaner intake ducting, and Engine intake duct.

Pieces are not interchangeable.

Part Numbers are as follows:-

| <u>DISPLACED</u> | | <u>NEW</u> |
|------------------|--|------------|
| UE 36803 | Assembly Air cleaner/silencer | UE 38374 |
| UE 34829 | Assembly Intake Duct - Air Silencer | UE 38024 |
| UE 34837 | Air Hose - Intake Duct - Air Silencer | UE 38027 |
| | Elbow, Air Intake - Air Silencer | UE 38026 |
| | Connecting Sleeve - Elbow - Air Silencer | UE 38028 |
| | Assy Elbow - Cold Air - Air Silencer | UE 38186 |
| UE 36817 | Air Trunk - Resonator to Butterfly Housing | UE 38091 |
| UE 31617 | Elbow - Air trunk to Butterfly Housing | UE 37820 |

These are the Car serial numbers to which the above modifications was fitted:-

| | |
|----------------------|---|
| 4 Door Saloon | SRH 14529, SRX 14531, SRH 14533, SRA 14535, SRH 13537, SRH 14539, SRH 14540, SRH 14543 and all subsequent cars. |
| Long Wheelbase | LRA 14503, LRA 14504, LRA 14505, LRA 14506, LRA 14507, LRA 14556, LRA 14557, LRA 14559 and all subsequent cars. |
| 2 Door Coachbuilt | CRX 14492, CRX 14498, CRH 14550, CBX 14613, CRH 14615, CRX 14666, CRX 14668, CRX 14669 and all subsequent cars. |

Cwt/KH/GL

Spares Information Sheet issued for

BENTLEY 'T' : SILVER SHADOW

Section B

Information Sheet No 4.B.44

Page No 1 of 1

Date 11th January 1973

CONTROLS

In order to give more feel to the kickdown stop, a secondary plunger and spring have been introduced. To accommodate these items, minor modifications have been made to the kickdown stop body and plunger.

Parts are not interchangeable except in complete sets.

Piece numbers are as follows:-

| DISPLACED | REF. | | NEW |
|-----------|-----------------|-------------------------------------|----------|
| UR.17845 | (S.I.S. 4.B.39) | Body - Kick Down Stop | UR.18160 |
| UR.17846 | (S.I.S. 4.B.39) | Plunger - Kick Down Stop | UR.18159 |
| | | Secondary Plunger - Kick Down Stop. | UR.18161 |
| | | Spring - Secondary Plunger | UR.18162 |

Cwt/KH/NM

Applicable to: BENTLEY 'T'
SILVER SHADOW

ADDENDUM
Information Sheet No. 4.B.44
Section B
Date 10 4 73
Page No. 1 of 1

CONTROLS

The following are the serial numbers of cars to which this modification has been fitted:-

| | | |
|---------------------|---|--|
| Standard Saloons | - | 15235, 15236, 15238, 15240 to 15251, 15272, 15274 to 15277, 15280, 15284 and onwards |
| Coachbuilt Saloons | - | 15255, 15259, 15315, 15372 and onwards |
| Convertibles | - | 15260, 15316, 15317, 15371 and onwards |
| Long Wheelbase Cars | - | 15153, 15158 to 15161, 15209 and onwards |

Cwt/KH/NM

Spares Information Sheet issued for

BENTLEY 'T' SERIES : SILVER SHADOW

Section B

Information Sheet No.4-B-45

Page No. 1 of 1

Date 16 1 73

AUTO CHOKE - THERMOCOIL ASSEMBLY

(SPARE PARTS LIST B2/2)

A change has been made to the spindle in the Thermocoil assembly to enable a greater range of adjustment to be obtained.

The pieces are interchangeable, the latest piece must be used for cars to North America supplied after January 1973.

Part Numbers are as follows:-

DISPLACEDNEW

| | | |
|----------|--|------------|
| UE.37767 | Assembly Thermostat Coil (S.P.L. B2/2 Item 45) | UE.38332 |
| UE.9174 | Housing - Thermostat Coil (S.P.L. B2/2 Item 46) | UE.38334 |
| UE.37099 | Spindle - Thermostat Coil (S.P.L. B2/2 Item 47) | UE.38335 |
| X.4601/Z | Split pin (S.P.L. B2/2 Item 56) | UA.10010/Z |
| X.4304/Z | Nut - Setscrew (S.P.L. B2/2 Item 52) | UA.11443/Z |

Cwt/KH/GL

Applicable to:

BENTLEY 'T' : SILVER SHADOW
RIGHT HAND CARS

Information Sheet No. 4 B 46
Section B
Date 9 2 73
Page No. 1 of 1

CONTROLS

A .250" (6,35 mm) diameter bolt is now being used to secure the accelerator pedal to the cross shaft lever, replacing the 2 B.A. bolt which has formerly been fitted.

To accomodate the larger bolt, the diameter of the bolt hole in the lever and the depth of the groove in the accelerator pedal have been increased.

Parts are only interchangeable in complete sets.

Piece numbers are as follows:-

| DISPLACED | SPARES SCHEDULE REFERENCE | | NEW |
|-----------|------------------------------|---|----------|
| UR 13443 | B7/6, Item 1 | Assembly Accelerator Pedal | UR 18084 |
| UR 15651 | B7/6, Item 20 | Lever - Cross Shaft to Accelerator Pedal | UR 18087 |
| UA 1503/Z | B7/6, Item 21 | Bolt - Pedal to Lever | SPC 1255 |

The following standard parts will also be required:-

UA 301/Z - Nut

UA 1251/Z - Washer

Cwt/KH/NM

Applicable to: BENTLEY 'T' : SILVER SHADOW RH CARS

Information Sheet No. 4 B 46
Section B Addendum
Date 31 5 73
Page No. 1 of 1
TSD 2934

CONTROLS

The following are the serial numbers of cars to which this modification has been fitted:-

Standard Saloons:- SRH 15360, SBH 15365, SRH 15575, SRH 15577,
SRH 15579, SRH 15582, SRH 15583, SRH 15587,
SRH 15618, SRH 15620, SRH 15623, SRH 15625,
SRH 15626, SRH 15630 and onwards.

**Long Wheelbase
Cars:-** LRH 15500 and onwards.

Coachbuilt Saloons:- CBH 15550, CRH 15596, CRH 15669 and onwards.

Convertibles:- DRH 15548, DRH 15552 and onwards.

Cwt/KH/NM

Applicable to: BENTLEY 'T' SERIES :
SILVER SHADOW

Information Sheet No. 4.B.47
Section B
Date
Page No. 1 of 1
TSD 2934

AIR CLEANER SILENCER

SPARE PARTS LIST B3/4

Please note:- Spares Information Sheet 4.B.47 is now cancelled.

Cwt/KH/HB

Applicable to: BENTLEY 'T' SERIES:
SILVER SHADOW

Information Sheet No. 4-B-48
Section B
Date 17 12 73
Page No. 1 of 1
TSD 2934

CARBURETTER(SPARE PARTS LIST B1/4)

Modified needles have been fitted to the carburetters on the introduction of twin EGR valves to cars exported to North America. Because of the change in needle the piece number of the carburetter also changes.

Parts numbers are as follows:-

| <u>DISPLACED</u> | | | <u>NEW</u> |
|------------------|-----------------------------|-------|------------|
| UE 38109 | Assy Carburetter 'B' Bank | 1 off | UE 38737 |
| UE 38089 | Carburetter 'A' Bank | 1 off | UE 38736 |
| UE 38406 | Needle Carburetter Type BCB | 2 off | UE 38760 |

Cwt/KH/HB

Applicable to: BENTLEY 'T' : SILVER SHADOW

Information Sheet No. 4-B-49
Section B
Date 17 12 73
Page No. 1 of 1
TSD 2934

CONTROLS(SPARE PARTS LIST B8/9 ITEM 103)

The lever from induction manifold shaft to carburetter linkage has been modified to take assy adjusting screw for operating a micro switch to cut off exhaust recirculation at full throttle condition for cars exported to North America.

Part numbers are as follows and are not interchangeable.

DISPLACEDNEW

| | | | |
|----------|---|-------|----------|
| UE 38666 | Lever Manifold Shaft to Linkage Carburetter | 1 off | UE 38788 |
| | Assy Adjusting Screw | 1 off | UE 38784 |
| | Micro Switch | 1 off | UR 13689 |

Cwt/KH/HB

Applicable to: SILVER SHADOW :
BENTLEY T SERIES

Information Sheet No. 4.B.50
Section B
Date
Page No. 1 of 1
TSD 2934

AIR CLEANER/SILENCER
SPARE PARTS LIST B 3/4

A device for controlling the temperature of the air intake is now being fitted for cars exported to N. America.

It consists essentially of two parts, a temperature sensitive valve and an induction depression operated motor, the valve is fixed to the butterfly intake housing and activates the motor situated in the silencer air intake, the motor operates a valve which varies the proportion of cold to hot air.

Part Numbers are as follows:-

| DISPLACED | | NEW |
|-----------|--------------------------------------|----------------|
| | Air Cleaner/Silencer and Duct Assy | 1 off UE 38786 |
| UE 38374 | Air Cleaner/Silencer Assy | 1 off UE 38672 |
| | Hot/Cold Air Intake Duct Assy | 1 off UE 38752 |
| UE 38026 | Elbow hot air Intake, Alternatives) | 1 off UE 38630 |
| |) | 1 off UE 38783 |
| | Thermal Sensor Unit | 1 off UE 39085 |
| | Hose Vacuum Motor to Thermal Sensor | 1 off SPC 1437 |
| | Hose Thermal Sensor to Manifold | 1 off UE 37376 |
| | Cable Tie Hose to Air Trunk | 2 off SPC 1442 |

SPLB/34 Items No. 8 and 6.

Cwt/KH/HB

Applicable to: SILVER SHADOW & BENTLEY 'T'
SERIES (N. AMERICA & JAPAN
ONLY)

Information Sheet No. 4 B 51

Section B

Date

Page No. 1 of 1

TSD 2934

EXHAUST GAS RECIRCULATION
SPARE PARTS LIST A13 ITEM 32, 34 & 35

A modification has been made to the anti-diesel valve system, this has necessitated changes to solenoid valve and hoses. Parts are not interchangeable and the piece numbers are as follows:-

DISPLACED

NEW

| | | |
|----------|---|----------------|
| UE 38169 | Solenoid Valve Anti-Diesel. | 1 off UE 38871 |
| | Adaptor Manifold Line to Anti-Diesel Solenoid. | 1 off SPC 1498 |
| | Hose Adaptor to Tee Piece. | 1 off SPC 1501 |
| | Hose Tee Piece to Manifold. | 1 off SPC 1502 |

The following existing parts will also be required:-

| | | |
|----------|---|----------------|
| SPC 1233 | Hose Anti-Diesel Valve to Tee Piece. | 1 off SPC 1229 |
| SPC 1232 | Hose Tee Piece to Weakener Housing. | 1 off UE 37669 |
| | Hose Anti-Diesel Valve to Adaptor. | 1 off UE 37669 |
| | Assembly Tee Piece. | 1 off SPC 1424 |
| | Assembly Tee Piece. | 1 off UE 38631 |

Cwt/KH/HB

Applicable to: PHANTOM VI

Information Sheet No. 4 B 52
 Section B
 Date
 Page No. 1 - 2
 TSD 2934

FUEL VAPOUR EMISSION
 CONTROL
 SPARES PARTS LISTS

In order that the current SY emission control system can be fitted to Phantom cars destined for Belgium, France, Netherland, Spain, United Kingdom and West Germany a number of changes have been made to the fuel drain valve, the weakener filter mounting bracket, and the carburettor needles.

Part numbers are as follows:-

DISPLACED

NEW

| | | |
|---------|---|---------------|
| UE37905 | Assy. Valve and Housing. | 1 off UE39076 |
| | Assy. Bracket Drain Valve. | 1 off UE39081 |
| | Assy. Mounting Bracket Weakener Filter. | 1 off UE39084 |
| UE37399 | Hose Tee Piece to Weakener Filter. | 1 off UE39444 |
| UE37717 | Hose Receiver to Drain Valve. | 1 off UE37405 |
| UE36829 | (Assy. Carburettor 'A' Bank.) | 1 off UE38993 |
| UE36831 | (Assy. Carburettor 'B' Bank.) | 1 off UE38997 |
| UE9938 | (Needle Carburettor (Type BCE).) | 2 off UE38996 |
| | List B4/4 | |

The following parts will also be required:-

| | |
|--|-----------------|
| Distance Piece Weakener Filter to Oil Filler. | 1 off UE34840 |
| Jubilee Clip Filter to Bracket. | 1 off RE4805 |
| Jubilee Clip Drain Valve to Bracket. | 1 off RE4608 |
| Fuel Receiver Assembly. | 1 off UE37948 |
| Valve Housing Assembly-Fuel Receiver. | 1 off UE37637 |
| Valve Assembly Fuel Receiver. | 1 off UE37614 |
| 'O' Ring Valve Assembly Fuel Receiver. | 2 off UE33919 |
| Split Pin Valve Assembly. | 1 off UA10024 |
| Tube Assembly Fuel Receiver. | 1 off UE37949 |
| Solenoid-Weakener Cut off Valve. | 1 off UE38169 |
| Setscrew Weakener Cut off Valve Mounting. | 2 off X1907/Z |
| Nut Weakener Cut off Valve Mounting. | 2 off UA11405/Z |
| Washer Plain Nut. | 2 off X4404/Z |
| | |
| Hose 'A' Bank Carburettor to Fuel Receiver. | 1 off UE37668 |
| Hose 'B' Bank Carburettor to Fuel Receiver. | 1 off UE37667 |
| Hose Carburettor Weakener Adaptor, to Fuel Receiver. | 1 off UE37666 |

Applicable to: PHANTOM VI

Information Sheet No. 4 B 52
 Section B
 Date
 Page No. 2 - 2
 TSD 2934

| | |
|--|---------------|
| Hose Carburettor Weakener Adaptor to Tee Piece. | 1 off UE37716 |
| Tee Piece Vapour Line. | 1 off UE37596 |
| Hose Tee Piece to Weakener Cut off Solenoid. | 1 off UE37670 |
| Hose Weakener Cut off Solenoid to Fuel Receiver. | UE37669 |
| Corbin Clip Hose Tee Piece to Weakener Filter. | 1 off UE34906 |
| Air Filter Carburettor Weakener Intake. | 1 off UE36426 |
| Hose Vapour Valve to Atmosphere. | 1 off UE37719 |
| Cable Tie Insulock. | 3 off UE35610 |

The following is the chassis number of cars to which this modification has been fitted:-

PRH 4780 onwards.

Cwt/KH/HB

Applicable to: BENTLEY 'T' SERIES : SILVER SHADOW

Information Sheet No. 4 B 53
 Section B
 Date
 Page No. 1 of 1

FUEL VAPOUR EMISSION CONTROL(SPARE PARTS LIST B 10 AM 2)

A change has been made to the position of the fuel vapour emission canister mounted on the valance. To accomodate the change modifications have been carried out to the adaptor plate and brackets to reposition the canister giving clearance for larger section tyres.

Part numbers are as follows and are not interchangeable:-

DISPLACEDNEW

| | | | |
|----------|--|-------|----------|
| UR 16795 | Item 46 Pipes and Plate assembly | 1 off | UE 18505 |
| | Assy Bracket Rear Valance to Canister Bracket | 1 off | UR 18511 |
| | Assy Bracket Front Valance to Canister Bracket | 1 off | UR 18513 |
| UE 37395 | Item 50 Hose Canister to Adaptor Plate Weakener Line | 1 off | UE 38905 |
| UE 37390 | Item 48 Hose Canister to Vent Line Fuel Trap | 1 off | UE 38908 |

The following standard parts will also be required:-

| | | |
|-------------------------------------|-------|-----------|
| Bolt Front and Rear Brackets | 4 off | UA 102/Z |
| Washer Bolt Front and Rear Brackets | 4 off | UA 6102/Z |

Applicable to: BENTLEY 'T' SERIES :
SILVER SHADOW

Information Sheet No 4-B-53 ADD
Section B
Date
Page No. 1
TSD 2934

FUEL VAPOUR EMISSION CONTROL

The following are the serial numbers to which this modification has been fitted:-

Standard Cars: SBH 18225 SBH 18259 SRC 18269 onwards.

Coachbuilt Cars: CRH 18564 onwards.

Convertibles: DRH 18563 onwards.

Cwt/KH/HB

Applicable to: SILVER SHADOW :
BENTLEY 'T' SERIES

Information Sheet No 4-B-54
Section B
Date
Page No. 1

TSD 2934

AUTOMATIC CHOKE ASSEMBLY
SPARE PARTS LIST B2/2 & L1/4

A dimensional change has been made to the hot air pipe exhaust manifold to butterfly housing and hot air pipe exhaust manifold to coil housing.

Cars for N America only.

Part numbers are as follows:-

| DISPLACED | | NEW |
|-----------|--|---------------|
| UE35025 | Assembly Hot Air Pipe. Butterfly Housing to Exhaust Manifold. | 1 off UE39121 |
| UE35026 | Assembly Hot Air Pipe Exhaust Manifold to Coil Housing. | 1 off UE39120 |
| UA5826/Z | Union-Thermostat Coil Cover. | 1 off SPC1516 |
| UE32833 | Union-Choke Inlet Pipe. | 1 off SPC1514 |
| UE32834 | Pipe-Choke Air Inlet. (SPL B2/2 Items 64 69 71 75 and 76). | 1 off UE39117 |
| UA5802/R | Union-Exhaust Manifold. (SPL L1/4 Item 9). | 2 off SPC1517 |

The following are the serial numbers to which this modification has been fitted:-

Standard cars: SRC 17629 onwards.

Coachbuilt cars CRC 17516 onwards.

Convertibles: DRC 17515 onwards.

Cwt/KH/HB

Applicable to: PHANTOM VI JAPANESE CARS ONLY

Information Sheet No. 4. B-55

Section B

Date

Page No. 1 of 1

TSD 2934

AIR CLEANER/SILENCER
SPARE PARTS LIST

A dimensional change has been made to the air cleaner elbow in order to provide adequate clearance between the air trunk and the air injector pipes for cars to Japan with exhaust emission control.

Part numbers are as follows:-

DISPLACED

NEW

UE 35651 Air Cleaner/Silencer Casing Assy 1 off UE.39763

The following are the chassis numbers to which this modification has been fitted.

PRH 4801 onwards.

Rnr/NM/HB

Applicable to: BENTLEY 'T' SERIES : SILVER SHADOW

Information Sheet No. 4 B 56²
 Section B
 Date
 Page No. 1 of 1
 TSD 2934

AIR CLEANER/SILENCERSPARE PARTS LIST B3/5

A number of changes have been made to the air cleaner/silencer system for cars exported to N America. Parts which are affected are the Air cleaner/silencer assembly, the air cleaner elements, the intake duct assembly, the air trunks, the air trunk connecting tube, the air trunk support bracket and the thermal sensor unit.

The air trunk resonator has been deleted.

Part numbers which are not interchangeable are as follows:-

| DISPLACED | | NEW | |
|-----------|---------|--|------------------|
| UE 38786 | | Air Cleaner/Silencer Assembly. | 1 off UE 38797 |
| UE 38024 | Item 1 | Hot Air Duct Assembly. | 1 off UE 39257 |
| UE 38752 | Item 10 | Air Intake Duct Assembly. | 1 off UE 38787 |
| UE 32269 | Item 13 | Air Cleaner Element (Paper) . | 1 off UE 36200 |
| | | Part No Plate. | 1 off UE 38791 |
| UE 36870 | Item 25 | Air Trunk-Cleaner/Silencer to connecting tube. | 1 off UE 39548 |
| UE 38091 | Item 27 | Air Trunk-Butterfly Housing to connecting tube. | 1 off UE 39549 |
| UE 37008 | Item 29 | Mounting Bracket Assembly Air Intake Trunks. | 1 off UE 39545 |
| UE 36954 | Item 26 | Tube connecting Air Trunks. | 1 off UE 39550 |
| UE 39085 | Item 36 | Thermal Sensor (Green) | 1 off UE 38755 |
| - | - | Rivet-Part No Plate | 2 off XB 13875/R |

The following parts will also be required.

| | | | |
|----------|---------|-------------------------------------|----------------|
| UR 17078 | Item 50 | Mounting Bracket-Weakener Filter | 1 off UR 18987 |
| SPL B4/6 | | | |

Rnr/NM/HB

Applicable to: BENTLEY 'T' SERIES :
SILVER SHADOW
(N AMERICAN CARS ONLY)

Information Sheet No. 4.B.57
Section B.
Date
Page No. 1 of 2
TSD 2934

INDUCTION SYSTEM

SPARE PARTS LIST A7/9, B1/5, B8/9

In order to comply with the new North American exhaust emission regulations, changes have been made to the induction manifold, the carburetter 'tee piece, the butterfly housing support bracket, the carburetters, and the carburetter controls.

Parts numbers which are not interchangeable are as follows:-

DISPLACED

NEW

| | | | | |
|----------|----------|---|-------|----------|
| UE 39180 | | 'Tee' Piece - Induction Manifold to Carburetters | 1 off | UE 39690 |
| UE 38273 | Item 19 | Support Bracket - Butterfly Housing | 1 off | UE 39408 |
| | | Vacuum Connector (Six Way) | 1 off | UE 39412 |
| UE 36634 | Item 22 | Bracket - Fast Idle Cam | 1 off | UE 38814 |
| UE 37721 | Item 41 | Otter Switch EGR System | 1 off | UE 39592 |
| | | <u>SPL A7/9</u> | | |
| UE 38737 | | Carburetter Assy 'B' Bank | 1 off | UE 39488 |
| UE 38736 | | Carburetter Assy 'A' Bank | 1 off | UE 38840 |
| UE 38760 | | Needle Carburetter (BCQ) | 2 off | UE 39472 |
| - | | Adjusting Screw 'B' Bank Carburetter | 1 off | SPC 1672 |
| | | <u>SPL B1/5</u> | | |
| UE 37980 | Item 109 | Throttle Lever 'A' Bank Carburetter | 1 off | UE 39264 |
| UE 37982 | Item 116 | Throttle Lever 'B' Bank Carburetter | 1 off | UE 39265 |
| | | Lever Connecting Throttle Levers | 1 off | SPC 1451 |
| UE 34929 | Item 115 | Drive Link - Throttle Lever to Manifold Control Shaft | 1 off | UE 39232 |
| UE 34937 | Item 126 | Spring - Throttle Return | 1 off | SPC 1551 |
| UE 31742 | Item 127 | Spring Link - Throttle Return | 2 off | SPC 1557 |

Applicable to: BENTLEY 'T' SERIES :
SILVER SHADOW
(N AMERICAN CARS ONLY)

Information Sheet No. 4.B.57
Section B
Date
Page No. 2 of 2
TSD 2934

DISPLACEDNEW

| | | | | |
|----------|----------|----------------------------------|-------|-----------|
| UE 34938 | Item 108 | Bracket EGR Micro Switch | 1 off | UE 39231 |
| - | | Bracket Closed Throttle Stop | 1 off | UE 39462 |
| UE 9451 | Item 135 | Fast Idle Cam | 1 off | UE 39266 |
| UE 6298 | Item 136 | Throttle Control Cam Link | 1 off | UE 39290 |
| - | | Support Bracket and Guard | 1 off | UE 39687 |
| XC 197/Z | Item 106 | Screw - Full Throttle Adjustment | 1 off | UA 1552/Z |
| | | <u>SPL B8/9</u> | | |

The following part will also be required:-

UE 37574 Value Housing Assy

For further information see associate information sheet A-B-56/58.

Rnr/NM/HB

Applicable to: BENTLEY T : SILVER SHADOW
(NORTH AMERICAN CARS)

Information Sheet No. 4 B 57
Section B
Date
Page No. 1 of 1
ADDENDUM
ISSUE 2
TSD 2934

INDUCTION SYSTEM

The following are the car serial numbers to which this modification has been fitted:-

| | |
|-----------------|-----------------------|
| Standard Cars | SRD 20755 and onwards |
| Coachbuilt Cars | CRD 20171 and onwards |
| LWB Cars | LRD 20638 and onwards |

Re-issued to amend car serial numbers.

Rnr/NM/HB

Applicable to: SILVER SHADOW BENTLEY T SERIES

Information Sheet No. 4 B 58

Section B

Date

Page No. 1 of 1

TSD 2934

CHOKE BUTTERFLY HOUSING ASSEMBLYSPARE PARTS LIST B2/2

A sleeved choke butterfly assembly has been introduced for cars for N. America. This has necessitated changes to the butterfly housing, the butterfly valve and the valve shaft.

Part numbers which are not interchangeable are as follows:-

| | | | |
|-----------|----------------------------|-------|----------|
| DISPLACED | | | NEW |
| UE 37940 | Assembly Butterfly Housing | 1 off | UE 39339 |
| - | Sleeve Butterfly Housing | 1 off | UE 39341 |
| UE 8230 | Butterfly Valve | 1 off | UE 39342 |
| UE 6307 | Shaft Assembly | 1 off | UE 39344 |
| UA 5826 | Union Butterfly Housing | 1 off | UE 39345 |

SPL B2/2 Items 23, 34, 69.

The following existing piece will also be required.

| | | | |
|-----------|--------------------------------|-------|-----------|
| XB 1078/R | Washer-Union-Butterfly Housing | 1 off | XB 1079/R |
|-----------|--------------------------------|-------|-----------|

For further information see associate information sheet 4-B-56/57

Rnr/KH/HB

Applicable to: BENTLEY T : SILVER SHADOW : CORNICHE
(NORTH AMERICAN CARS)

Information Sheet No. 4 B 58
Section B
Date
Page No. 1 of 1
ADDENDUM ISSUE 2
TSD 2924

CHOKE BUTTERFLY HOUSING ASSY

The following are the car serial numbers to which this modification has been fitted:-

| | |
|-----------------|-----------------------|
| Standard Cars | SRD 20755 and onwards |
| Coachbuilt Cars | CRD 20171 and onwards |
| LWB Cars | LRD 20628 and onwards |

Re-issued to amend car serial numbers.

Rnr/NM/HB

Applicable to: BENTLEY 'T' SERIES: SILVER SHADOW
(NORTH AMERICAN CARS)

Information Sheet No. 4-B-59
Section B
Date
Page No. 1 of 1
TSD 2934

THERMOSTAT COIL ASSEMBLY
SPARE PARTS LIST B2/2

Changes have been made to the thermostat coil assembly, at the same time dimensional changes have been made to the thermostat heat sink and the thermostat coil cover for cars exported to North America.

Part numbers which are not interchangeable are as follows:

| DISPLACED | | NEW |
|--|-------|----------|
| UE 38332 Item 45 Thermostat Coil Assembly | 1 off | UE 39221 |
| UE 38335 Item 47 Shaft - Thermostat Coil | 1 off | UE 38861 |
| UE 38334 Item 46 Housing - Thermostat Coil | 1 off | UE 39219 |
| UE 37584 Item 57 Heat Sink - Thermostat | 1 off | UE 38863 |
| UE 33858 Item 59 Cover Thermostat Coil | 1 off | UE 38864 |

Rnr/NM/HB

Applicable to: BENTLEY 'T' SERIES : SILVER SHADOW

ADDENDUM

Information Sheet No. 4 B 59

Section B

Date

Page No. 1 of 1

TSD 2934

The following are the car serial numbers to which this modification has been fitted.

Standard Saloon Cars.

| | | | |
|------------------------|-----------|-----------|-----------|
| SRC 2055 | SRC 20560 | SRC 20563 | SRC 20566 |
| SRC 20570 | SRC 20573 | SRC 20575 | SRC 20578 |
| SRC 20665 and onwards. | | | |

Coachbuilt Cars.

| | | | |
|---------------------------------------|-----------|-----------|-----------|
| DRD 20176 to DRD 20179 incl DRD 20280 | | | |
| DRD 20287 to DRD 20290 incl | | | |
| DRD 20342 | DRD 20343 | DRD 20344 | CRD 20345 |
| and onwards | | | |

LWB Cars.

| | | | |
|--------------|-----------|-----------|-----------|
| LRC 20511 | LRC 20531 | LRC 20534 | LRC 20544 |
| LRC 20558 | LRC 20564 | LRC 20576 | LRC 20579 |
| and onwards. | | | |

Printed in England

Rnr/NM/HB

Applicable to: BENTLEY 'T' SERIES SILVER SHADOW CORNICHE

Information Sheet No. 4 B 60

Section B

Date

Page No. 1 of 1

TSL 2934

AIR CLEANER/SILENCERSPARE PARTS LIST

A single paper air cleaner element has been introduced on the above series cars.

The two piece wire mesh element and the two piece paper element are replaced by the one piece paper element.

When fitting the new element the centre location plate UE 36109 should be discarded.

Part numbers are as follows:

DISPLACED

UE 32269)

UE 32270)

NEW

Paper Element Air Cleaner 1 off UE 36200

Printed in England

Rnr/NM/HB

Applicable to: BENTLEY 'T' SERIES SILVER SHADOW

Information Sheet No. 4 B 61
Section B
Date
Page No. 1 of 1
TSD 2934

PETROL FEED PIPES
SPARE PARTS LIST B4/6
(N AMERICAN CARS ONLY)

Dimensional changes have been made to the main petrol feed pipe and the feed pipe assembly to the carburetters in order to eliminate foul of throttle linkage.

Part numbers which are not interchangeable are as follows:-

DISPLACEDNEW

| | | | |
|----------|---|-------|----------|
| UE 36852 | Item 42 Pipe - Main Petrol Feed | 1 off | UE 39718 |
| UE 36949 | Item 43 Pipe Assembly Feed - Carburetters | 1 off | UE 39719 |

Rnr/NM/HB

Applicable to: BENTLEY 'T' SERIES SILVER SHADOW

| | |
|-----------------------|--------|
| Information Sheet No. | 4 B 62 |
| Section | B |
| Date | |
| Page No. | 1 of 1 |
| TSD 2934 | |

CONTROLS
SPARE PARTS LIST B8/9

Changes to the throttle control linkage have been made for cars destined for North America.

Part numbers which are not interchangeable are as follows:-

DISPLACEDNEW

| | | | |
|----------|--|-------|----------|
| UR 15608 | Item 52 Connecting Rod-Lever to Cross Shaft | 1 off | UR 19293 |
| UE 32607 | Item 99 Control Shaft - Inlet Manifold to Carburetters | 1 off | UE 39730 |

Rnr/NM/HB

Applicable to: BENTLEY T SERIES : SILVER SHADOW : PHANTOM VI

| | |
|-----------------------|--------|
| Information Sheet No. | 4 B 63 |
| Section | B |
| Date | |
| Page No. | 1 of 1 |
| TSD 2934 | |

OTTER SWITCH
SPARE PARTS LIST A7/9 AND B2/3

We have been informed that supplies of UE 37721 Otter switch are no longer available and when existing stocks have been used up RH 2651 conversion kit will be supplied as a replacement.

A short length of cable will also be required to complete the conversion.

Rnr/NM/HB

Applicable to: BENTLEY 'T' AND SILVER SHADOW AND
CORNICHE - LH USA CARS ONLY

Information Sheet No. 4 B 64
Section B
Date
Page No. 1 of 1

PETROL PUMP

A new High Pressure Petrol Pump fitted with a fuel flow check valve has been introduced on these cars.

The petrol pumps are not interchangeable and the new part numbers are as follows:-

| <u>DISPLACED</u> | <u>S/SCHEDULE</u> <u>LOCATION</u> | <u>DESCRIPTION</u> | <u>NEW</u> |
|------------------|--------------------------------------|---|------------|
| | | Petrol Pump and Check valve assy | UR 19236 |
| UD 10940 | Page B5 Amt 9 | Petrol Pump (SU AUF 414) | UD 20516 |
| | | Fuel Flow Check Valve Assy comprising:- | UR 19583 |
| | | Valve Body | UR 19581 |
| | | Disc | UR 19582 |
| | | Adaptor | UR 19233 |
| | | Spring | SPC 1666 |
| | | 'O' Ring | SPC 1665 |
| | | Washer | SPC 1779 |

The following are car serial numbers that introduced the above modification:-

Std Cars SRD 22118 onwards
LWB Cars LRD 22073 onwards

Rnr/NM/DB

Applicable to: PHANTOM VI (JAPANESE CARS)

Information Sheet No. 4 B 65

Section B

Date 25 9 75

Page No. 1 of 3

TSD 2934

Issue No 2

FUEL VAPOUR EMISSION CONTROL

In order to comply with the new Japanese emission regulations a vapour emission control system similar to that used on the Silver Shadow has been introduced on the above series cars.

To accommodate the fitting of the charcoal canister and the pipe adaptor plate, modifications to the LH valance have been made.

Part numbers are as follows:

DISPLACEDNEW

| | | | |
|----------|--|-------|----------|
| UR 16666 | LH Valance Panel | 1 off | UB 32164 |
| | Mounting Bracket - Canister | 1 off | UR 18936 |
| | Mounting Bracket - Adaptor | 1 off | UR 18937 |
| | Pipes and Plate Assy | 1 off | UR 18939 |
| | Fuel trap tank and Valve Assy | 1 off | UR 19176 |
| | Pipe - Fuel Trap to Fuel Tank (Front Connection) | 1 off | UR 19287 |
| | Pipe - Fuel Trap to Fuel Tank (Rear Connection) | 1 off | UR 19286 |
| | Pipe - Fuel Trap to Atmosphere | 1 off | UR 19288 |
| | Pipe - Fuel Trap to Canister - Rear Section | 1 off | UR 19289 |
| | Pipe - Fuel Trap to Canister - Intermediate Section | 1 off | UR 19290 |
| | Pipe - Fuel Trap to Canister - Intermediate Section | 1 off | UR 19291 |
| | Pipe - Fuel Trap to Canister - Front Section | 1 off | UR 19292 |
| | Hose - Fuel Trap Tank to Tank Filler Tube | 1 off | UR 19285 |
| | Hose - Fuel Trap to Pipe - Rear Connection | 1 off | UE 37716 |
| | Hose - Fuel Tank to Pipe - Rear Connection | 1 off | UR 13652 |

Applicable to: PHANTOM VI (JAPANESE CARS)

Information Sheet No. 4 B 65
 Section B
 Date 25 9 75
 Page No. 2 of 3
 TSD 2934

DISPLACEDNEW

| | | |
|--|--------|----------|
| Hose - Fuel Trap to Pipe - Front Connection | 1 off | UE 37397 |
| Hose - Fuel Tank to Pipe - Front Connection | 1 off | UR 19280 |
| Hose - Fuel Trap to Vent Pipe - Atmosphere | 1 off | UE 37393 |
| Hose - Fuel Trap to Pipe - Canister | 1 off | UE 37393 |
| Hose - Connecting - Pipes - Canister (Rear) | 1 off | UE 37386 |
| Hose - Connecting - Pipes - Canister (Intermediate) | 2 off | UE 37385 |
| Hose - Connecting - Canister to Pipe (Front) | 1 off | UE 37388 |
| Hose - Charcoal Canister to Pipe Adaptor | 1 off | UR 19281 |
| Hose - Pipe Adaptor to Purge Line Filter | 1 off | UE 37389 |
| Hose - Purge Line Filter to Restrictor | 1 off | UE 37385 |
| Hose - Restrictor to Gulp Valve | 1 off | UE 37380 |
| Hose - Charcoal Canister to Pipe Adaptor | 1 off | UR 19282 |
| Hose - Pipe Adaptor to Fuel Receiver | 1 off | UR 19284 |
| Hose - Charcoal Canister to Pipe Adaptor | 1 off | UE 37397 |
| Hose - Pipe Adaptor to Weakener Filter | 1 off | UE 37400 |
| SPC 1235 Hose - Weakener Filter to Tee Piece | 1 off | SPC 1777 |
| Clip - Corbin | 25 off | UR 16401 |

Applicable to: PHANTOM VI (JAPANESE CARS)

Information Sheet No. 4 B 65
 Section B
 Date 25 9 '75
 Page No. 3 of 3
 TSD 2934

DISPLACED

Clip - Jubilee

4 off

NEW

UR 8054

The following existing pieces will also be required.

| | | |
|------------------------------------|--------|----------|
| Charcoal Canister | 1 off | UR 16731 |
| Clip - Jubilee - Canister | 1 off | UR 16551 |
| Filter A C Delco | 1 off | UR 16855 |
| Clip - Securing Filter | 1 off | UR 16802 |
| Restrictor Gulp Valve to Filter | 1 off | UR 16801 |
| Clip | 2 off | UD 6163 |
| Clip | 15 off | UG 1431 |
| Grommet | 2 off | UD 15244 |
| Grommet | 2 off | UR 6046 |
| Grommet | 2 off | UD 18323 |

The following are the car serial numbers to which this modification was fitted:-

PRH 4801 and all subsequent cars.

Rnr/NM/HB

Applicable to: BENTLEY 'T' AND
SILVER SHADOW

Information Sheet No. 4 B 66
Section B
Date
Page No. 1 of 1

PETROL TANK

Changes have been made to the petrol tank fitted to North American cars.

Parts are not interchangeable. Piece numbers are as follows:

DISPLACED

NEW

UR 19265

Petrol Tank Assembly

UR 19800

Rnr/NM/JM

Applicable to: BENTLEY 'T' SERIES :
SILVER SHADOW

Information Sheet No. 4-B-67
Section B
Date
Page No. 1 of 1
TSD 2934

AIR CLEANER/SILENCER
SPARE PARTS LIST B3/5

An air cleaner with a device for controlling the air intake temperature is now being fitted to cars for countries other than North America and Japan, its operation is similar to that described in information sheet 4-B-50. To accommodate the re-routed hot air trunk changes have been made to the RHF valance.

Part numbers which are not interchangeable are as follows:

| DISPLACED | | | NEW |
|-----------------|--|-------|---------|
| UB31556 | Front Valance | 1 off | UB32732 |
| | Clip-Valance - Hot Air Trunk | 1 off | UE39760 |
| | Complete Air Cleaner/Silencer | 1 off | UE39735 |
| UE38374 Item 9 | Air Cleaner/Silencer Assembly | 1 off | UE39720 |
| | Air Trunk-Hot Air Duct to Air Cleaner Intake | 1 off | UE40098 |
| UE38024 Item 1 | Intake Duct | 1 off | UE39569 |
| | Elbow-Hot Air Duct to Air Trunk | 1 off | UE39748 |
| UE36954 Item 26 | Resonator Air Trunks | 1 off | UE40092 |
| | Elbow and Air Trunk Assy | 1 off | UE40169 |
| | Thermal Sensor (Colour Natural) | 1 off | UE40057 |
| | Part Number Plate | 1 off | UE39724 |

The following existing parts will also be required:

| | | |
|------------------------|-------|-----------|
| Hot/Cold Intake Duct | 1 off | UE38787 |
| Rivet-Intake Duct | 6 off | XB13820/R |
| Clip-Jubilee | 2 off | RE8936 |
| Rivet-Part No Plate | 2 off | XB13875/R |
| Clip-Jubilee-Elbow | 1 off | RD6759 |
| Clip-Jubilee-Air Trunk | 1 off | UD4074 |

The following are the car serial numbers to which the above modification has been fitted:

Standard cars: SRD 22118 and onwards
Coachbuilt cars: CRX 21729 CRH 21998
DRH 22583 and onwards
LWB cars: LRD 22673 and onwards

Rnr/NM/HB

Applicable to: BENTLEY 'T' SERIES :
SILVER SHADOW : CORNICHE
(NORTH AMERICAN CARS)

Information Sheet No. 4-B-68
Section B
Date
Page No. 1 of 2
TSD 2934

FUEL VAPOUR EMISSION CONTROL
SPARE PARTS LIST B6/2 B10

In order to comply with the new North American safety regulations changes have been made to the fuel tank, the fuel tank trap, the fuel vapour emission pipes and hoses.

The new and existing pieces will continue to be supplied for spares replacement.

Part numbers which are not interchangeable (except for UR19265) are as follows:

| DISPLACED | | | NEW |
|-----------------|--|-------|---------|
| UR17918 Item 1 | Fuel Tank Assembly SPL B6/2 | 1 off | UR19265 |
| UR17353 | Fuel Tank Fuel Trap & Valve Assy | 1 off | UR19266 |
| UR16555 Item 1 | Fuel Tank Fuel Trap Assy | 1 off | UR19193 |
| UR16592 Item 17 | Adaptor-Vent Pipes Assy (4-way) | 1 off | UR19195 |
| UR16646 Item 32 | Pipe-Fuel Trap to Boot | 1 off | UR19267 |
| UR16647 Item 33 | Pipe-Boot to Sill | 1 off | UR19268 |
| UR16648 Item 34 | Pipe-Sill | 1 off | UR19269 |
| UR16649 Item 35 | Pipe-Sill to Wing | 1 off | UR19270 |
| UR16650 Item 36 | Vent Pipe-Underwing- Canister | 1 off | UR19272 |
| UR16651 Item 37 | Pipe-Sill (Long Wheelbase cars) | 1 off | UR19271 |
| | Pipe-Adaptor to Boot Floor | 1 off | UR19273 |
| | Pipe-Boot Floor to Fuel Trap | 1 off | UR19274 |
| UR16639 Item 27 | Protector-Vent Pipes | 4 off | SPC1677 |
| | Hose Anti-Spillage Pipe | 1 off | SPC1678 |
| UE37389 Item 5 | Hose-Fuel Trap to Boot Pipe | 1 off | SPC1231 |
| | Hose-Adaptor to Anti- Spillage Pipe | 1 off | SPC1232 |
| | Hose-Adaptor to Filler Neck | 1 off | UE37390 |
| | Hose-Adaptor to Fuel Tank | 1 off | SPC1588 |
| | Front Vent | | |
| | Hose-Adaptor to Fuel Tank | | |
| | Rear Vent | 1 off | UE37397 |
| | Hose-Anti-Spillage Pipe to Adaptor | 1 off | SPC1429 |

Applicable to: BENTLEY 'T' SERIES :
SILVER SHADOW : CORNICHE

Information Sheet No. 4-B-68
Section B
Date
Page No. 2 of 2
TSD 2934

DISPLACED

NEW

| | | | |
|-----------------|---------------------|--------|---------|
| UE37384 Item 30 | Hose-Vent Pipe | 3 off | SPC1230 |
| UE37392 Item 31 | Hose-Wing Vent Pipe | 1 off | UE38097 |
| RE25677 Item 38 | Clip-Securing Pipes | 11 off | RE14770 |

The following are the car serial numbers to which this modification was fitted:

Standard cars: SRD 22118 and all subsequent cars

Coachbuilt cars: CRX 21729 and all subsequent cars

Long Wheelbase cars: LRD 22073 and all subsequent cars

Rnr/NM/HB

Applicable to: BENTLEY 'T' SERIES :
SILVER SHADOW (EXCEPT NORTH
AMERICA AND JAPAN)

Information Sheet No. 4-B-69
Section B
Date
Page No. 1 of 1
TSD 2934

CARBURETTER
SPARE PARTS LIST B1/5

Minor modifications have been made to the SU carburetters on the above series cars, because of these changes the number of the carburetters also change.

Part numbers which are not interchangeable are as follows:

| DISPLACED | | | NEW |
|-----------------|--------------------------|-------|---------|
| UE37664 | Carburetter 'A' Bank | 1 off | UE40059 |
| UE37665 | Carburetter 'B' Bank | 1 off | UE40061 |
| UE36062 Item 45 | Carburetter Needle (BDD) | 2 off | UE40043 |

The following are the car serial numbers to which the above modification has been fitted:

Standard cars: SRD 22118 onwards

Coachbuilt cars: CRX 21729 CRH 21998 DRH 22583 onwards

LWB cars: LRD 22673 onwards

Rnr/NM/HB

Applicable to: BENTLEY T SERIES: SILVER
SHADOW (JAPANESE CARS)

Information Sheet No. 4-B-70
Section B
Date
Page No. 1 of 1
TSD 2934

CARBURETTER
SPARE PARTS LIST B1/5

Modified needles have been fitted to the carburetters of the above series motor car, because of the change in needle the piece number of the carburetter also changes.

Part numbers are as follows:-

DISPLACED

NEW

| | | | |
|----------|-------------------------------------|-------|----------|
| UE 39063 | Carburetter Assembly 'B' Bank | 1 off | UE 39819 |
| UE 38692 | Carburetter 'A' Bank | 1 off | UE 39818 |
| UE 38694 | Item 45 Needle Carburetter Type BDA | 2 off | UE 39821 |

The above modification has been fitted from car serial number:-

SRH 20277 SRH 20797 and onwards.

Rnr/NM/HB

Applicable to: BENTLEY T SERIES : SILVER SHADOW :
 CORNICHE (NORTH AMERICAN CARS)
 Information Sheet No. 4 - B - 71
 Section B
 Date
 Page No. 1 of 1
 TSD 2934

PETROL TANK
 SPARE PARTS LIST

In order to comply with the new federal regulations a restrictor plate has been fitted to the petrol tank filler head to prevent the entry of leaded fuel supply nozzles, this has necessitated changes to the filler head.

Part numbers which are not interchangeable are as follows:-

| DISPLACED | | NEW | |
|-----------|--------------------------------|-------|----------|
| UR 17090 | Filler Head Assy - Petrol Tank | 1 off | UR 19468 |
| | Restrictor Disc Assy | 1 off | ZK 11438 |
| | Filler Head | 1 off | UR 19473 |

Rnr/NM/HB

Applicable to: BENTLEY 'T' : SILVER SHADOW

| | |
|-----------------------|--------|
| Information Sheet No. | 4-B-72 |
| Section | B |
| Date | |
| Page No. | 1 of 1 |

CONTROLS

In order to eliminate the ingress of water into the kick down switch, changes have been made to several of the component parts and the method of assembly.

In effect, the plungers have been modified and a plate brazed onto the kick down stop body to form a lid, which is crimped over the switch cover, after assembly of the micro switch and plunger, thus providing a sealed assembly.

This new assembly can be fitted for replacements on all cars which have the kick down switch mounted below the toeboard, when it is however, a washer is required below the locknut.

The piece number of the new parts are as follows:-

| | |
|----------|-----------------|
| UR 19522 | Switch Assembly |
| SPC 1545 | Washer |

Rnr/NM

CHAPTER C

EXHAUST SYSTEM

Spares Information Sheet issued for
BENTLEY 'T' SERIES, SILVER SHADOW AND
PHANTOM VI

Section C
Information Sheet No. 4.C.3
Page No 1 of 1
Date 28 9 72

EXHAUST MANIFOLD - HOT AIR TUBE ASSEMBLY

(SPARE PARTS LIST L1/2 NUMBER 7)

The piece number of the hot air tube assembly (Spare Parts List L1/2 No. 7) has been changed.

Parts are completely interchangeable.

Part Numbers are as follows:-

DISPLACED

UE.32107

Hot air tube assembly - Exhaust
manifold (SPL L1/2 No. 7)

NEW

UE.37946

Cwt/KH/GL

Applicable to: SILVER SHADOW
BENTLEY 'T' SERIES
(NORTH AMERICAN CARS)

Information Sheet No. 4 C 4
Section C
Date
Page No. 1 of 1
TSD 2934

EXHAUST MANIFOLDS

SPARE PARTS LIST L1/4 AND B2/2

Exhaust manifolds with a centre offtake have been introduced for cars exported to N. America; because of the change it has been necessary to modify the hot air tube assembly; the exhaust manifold to butterfly housing air pipe and the exhaust manifold to coil housing air pipe.

Part numbers which are not interchangeable are as follows:

| <u>DISPLACED</u> | | | <u>NEW</u> |
|------------------|---|-------|------------|
| UE 32106 | Assembly Exhaust Manifold 'B' Bank. | 1 off | UE 38991 |
| UE 31295 | Exhaust Manifold 'A' Bank | 1 off | UE 37815 |
| UE 37946 | Tube Assembly Hot Air Supply | 1 off | UE 38994 |
| UE 31461 | Gasket Adaptor Hot Air Tube SPL L1/4 Items 2, 3, 6 and 7. | 1 off | UE 38995 |
| UE 39121 | Assembly Hot Air Pipe - Butterfly Housing | 1 off | UE 39335 |
| UE 39120 | Assembly Hot Air Pipe - Coil Housing SPL B2/2 Items 75 and 76 | 1 off | UE 39337 |

The following are the car serial numbers to which this modification was fitted.

Standard Saloon Cars

SRD 19427, SRD 20378 and onwards.

Coachbuilt Cars

CRD 20171 and onwards.

LWB Cars

LRC 20426 and onwards.

Rnr/NM/HB

Applicable to: BENTLEY 'T' : SILVER SHADOW :
CORNICHE

Information Sheet No. 4 C 5
Section C
Date
Page No. 1 of 2

EXHAUST SYSTEM

Changes have been made to the rear silencers on the above series motor cars.

In effect, the tailpipes have been shortened, in order to accommodate separate outlet tubes which are fitted over the ends of the pipes.

Parts are only interchangeable in complete sets.

| DISPLACED | | NEW |
|-----------|---|----------|
| UR 18235 | Assy Rear Silencer and Tail Pipes | UR 19208 |
| | Not required on cars for France, Belgium, West Germany, Holland, Luxembourg, Italy, Switzerland, Austria, Spain, Portugal, Greece and Canary Isles. | |
| UR 18394 | Assy Rear Silencer and Tail Pipes | UR 19209 |
| | Required on cars for France, Belgium, West Germany, Holland, Luxembourg, Italy, Switzerland, Austria, Spain, Portugal, Greece and Canary Isles. | |
| UR 18247 | Assy Rear Silencer and Tail Pipes | UR 19210 |
| | Long Wheelbase Cars Except France, Belgium, West Germany, Holland, Luxembourg, Italy, Switzerland, Austria, Spain, Portugal, Greece and Canary Isles. | |
| UR 18395 | Assy Rear Silencer and Tail Pipes | UR 19211 |
| | Long Wheelbase Cars for France, Belgium, West Germany, Holland, Luxembourg, Italy, Switzerland, Austria, Spain, Portugal, Greece and Canary Isles. | |
| | Outlet Tube (North America and Japan) | UR 19205 |
| | Outlet Tube (Other than North America and Japan) | UR 19207 |

Applicable to: BENTLEY 'T' : SILVER SHADOW :
CORNICHE

Information Sheet No. 4 C 5
Section C
Date
Page No. 2 of 2

The following existing part is also required:

RE 4754 Jubilee Clip

For spares purposes, when existing stocks of RH 8634 have been used up, the rear section of the new silencers, complete with outlet tube, will be supplied for replacements. Their piece numbers and application are as follows:

DISPLACED

NEW

RH 8634 Assy Tail Pipe

RH 8866

For use on cars for North America
and Japan

RH 8634 Assy Tail Pipe

RH 8867

For cars other than those for
North America and Japan.

Printed in England

Rnr/KH/NM

Applicable to: PHANTOM VI (JAPANESE CARS ONLY)

Information Sheet No. 4 C 6

Section C

Date

Page No. 1 of 1

TSD 2934

EXHAUST SYSTEMSPARE PARTS LIST M2/5

In order to comply with Japanese exhaust emission regulations changes to the tail pipe extension have been made.

Part number is as follows:

DISPLACED

NEW

UR 3703 Item 33

Tail Pipe Trim

UR 19343

1 off

The following are the serial numbers to which this modification has been fitted:

PRH 4805

PRH 4086

PRH 4810

PRH 4812

PRH 4813

PRH 4814

PRH 4830

PRH 4836

onwards

Rnr/NM/HB

Applicable to: BENTLEY 'T' SERIES :
SILVER SHADOW

Information Sheet No. 4 C 7
Section C
Date
Page No. 1 of 1
TSD 2934

EXHAUST SYSTEM
SPARE PARTS LIST L1/5 AMENDMENT 3

Please delete all reference to items 61 and 62 from the above parts list also items 61 and 62 along with car serial numbers from first addition.

Updated parts list to follow.

Rnr/NM/HB

CHAPTER D

ENGINE COOLING SYSTEM

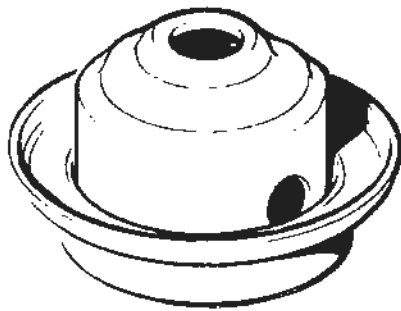
Spares Information Sheet issued for
SILVER SHADOW : BENTLEY T SERIES

Section D
Information Sheet No. 4.D.19.
Page No. 1 of 1
Date 25 2 72

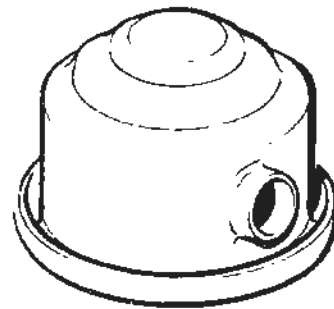
COOLING SYSTEM

Since Information Sheet 4.D.12 was issued, it has, in some cases, been necessary, in cases of emergency, to supply the latest production parts in lieu of the original ones.

Because of this, it is essential, that whenever a new Pressure Relief Valve is required, orders are placed in accordance with the type of Valve actually fitted to the car, which is not necessarily the one fitted as original equipment.



A



B

M 700

Fig. 1 - Early and Late type Pressure Relief Valve

A Early Type

UE 9941
UR 14755
UR 16597

B Late Type

UR 16297
UR 16730

Cwt/KH/NM

Spares Information Sheet issued for
PHANTOM VI

Section D
Information Sheet No. 4.D.20
Page No. 1 of 1
Date 10.4.72

RADIATOR AND FITTINGS

To accommodate the improved gearbox oil cooler (Spares Information Sheet 4.G.47) a modified radiator is being fitted.

Hoses and radiators are interchangeable and when stocks are used up will be supplied for all replacements, the remainder of the parts are new and have not been fitted previously.

Piece numbers are as follows:-

| <u>DISPLACED</u> | | | <u>NEW</u> |
|------------------|--|-------|------------|
| UR.14750 | Bottom Hose | 1 off | UR.17739 |
| UR.14559 | Assy. - Top and Bottom tanks and Matrix. | 1 off | UR.17738 |
| | Assy. - Fan - Cowl | 1 off | UR.17831 |
| | Fan - Cowl | 1 off | UR.17832 |
| | Clip - Bottom Hose | 1 off | UR.14666 |
| | Anti-rattle bead | 2 off | UR.14693 |
| | Anti-rattle bead | 2 off | UR.14636 |
| | Mounting tube - Fan Cowl | 1 off | UE.7965 |

Printed in England

Cwt/KH/GL

Spares Information Sheet issued for
BENTLEY T : SILVER SHADOW

Section D
Information Sheet No. 4.D.21
Page No. 1 of 1
Date 10.4.72

EXPANSION TANK RADIATOR

A modified version of the Expansion tank is being fitted; the new part is interchangeable with the existing piece and will be supplied for all replacements.

Part Numbers are as follows:-

DISPLACED

NEW

UR.15868 Expansion tank - Radiator

UR.17956

Printed in England

Cwt/KH/GL

Spares Information Sheet issued for

BENTLEY T : SILVER SHADOW

Section D

Information Sheet No. 4.D.22

Page No. 1 of 1

Date 10.4.72

COOLANT HOSES (S.P.L. C4)

Hoses of improved material are being fitted to above cars.

The hoses are interchangeable with existing parts and the new ones will eventually be supplied for all replacements.

Piece Numbers are as follows:-

| <u>DISPLACED</u> | | <u>NEW</u> |
|------------------|---|------------|
| UR.17515 | Hose - Bottom Connection (S.P.L.C4.12) | UR.17759 |
| UR.13262 | Hose - Bleed - Expansion Tank to Radiator (S.P.L.C4.2) | UR.17760 |
| UR.15686 | Hose - Outlet - Expansion Tank to Coolant Pump (S.P.L.C4.10) | UR.17761 |
| UR.14104 | Hose - Top - Radiator (S.P.L.C4.1) | UR.17762 |
| UE.35837 | Hose - Heater Return (S.P.L.C4.44) | UR.17763 |
| UD.12961 | Hose - Engine - Water Tap (S.P.L.C4.42) | UR.17764 |

Printed in England

Cwt/KH/GL

Spares Information Sheet issued for

BENTLEY T SERIES : SILVER SHADOW

Section D

Information Sheet No. 4.D.23

Page No. 1 of 2

Date 3 7 72

GEARBOX HEAT EXCHANGER(SPARE PARTS LIST C4/6 No.43)

An improved gearbox heat exchanger is being fitted, situated in the radiator bottom tank which necessitates a change being made in the radiator, also a new layout of gearbox oil cooler pipes and car heater pipes.

None of the new pieces are interchangeable, the superseded parts will continue to be supplied for replacements when required.

Piece numbers are as follows :-

| <u>DISPLACED</u> | | | <u>NEW</u> |
|------------------|--|---------------------------------|------------|
| UE 33637 | Outlet thermostat Cover | (Spare Parts List A7/3 No. 46) | UE 32639 |
| UE 35835 | Pipe assy - heater return Coolant Pump. | (Spare Parts List C4/6 No. 17) | UE 37847 |
| UR 16167 | Assembly Top and bottom tanks and Matrix | (Spare Parts List C1/6 No. 1) | UR 17751 |
| UG 12520 | Hose - Cooler feed to gearbox. | (Spare Parts List G15/3 No. 43) | UG 13756 |
| UG 12521 | Hose Gearbox to cooler | (Spare Parts List G15/3 No. 44) | UG 13757 |
| | Pipe assembly oil cooler return. | | UG 13854 |
| | Pipe assembly - oil cooler feed. | | UG 13853 |
| | Clip oil cooler pipes. | | SPC 1111 |
| UA 5831/2 | Adaptor - thermostat outlet. | (Spare Parts List A7/6 No. 44) | |
| XB 1091/R | Washer - joint adaptor. | (Spare Parts A7/6 No. 45) | |
| UE 34182 | Pipe - heat exchanger return. | (Spare Parts List G15/3 No. 48) | |
| RE 23846 | Clip - Return pipe | (Spare Parts List G15/3 No. 52) | |
| UE 35366 | Pipe assy - coolant feed. | (Spare Parts List G15/3 No. 32) | |

Continued...

**Spares Information Sheet issued for
BENTLEY T SERIES ; SILVER SHADOW**

Section D
 Information Sheet No. 4.D.23
 Page No. 2 of 2
 Date 3 7 72

| | | |
|----------|--|--|
| RE 8974 | Clip - Pipe - coolant feed. | (Spare Parts List G15/3 No. 34) |
| UE 35368 | Hose - Coolant feed to heat exchanger. | (Spare Parts List G15/3 No. 38) |
| UE 34620 | Clip - heat exchanger feed pipe. | (Spare Parts List G15/3 No. 40) |
| UE 33055 | Hose - heat exchanger return. | (Spare Parts List G15/3 No. 46) |
| RE 4750 | Clip - Jubilee heat exchanger hoses. | (Spare Parts List G15/3 Nos 39 and 47) |
| UE 33061 | Heat Exchanger. | (Spare Parts List G15/3 No. 43) |
| UE 33062 | Bracket - Clip - Coolant Pipes. | (Spare Parts List G15/3 No. 51) |
| UE 33063 | Clip heater return pipe. | (Spare Parts List G15/3 No. 57) |
| RE 6231 | Clip - Coolant return pipe. | (Spare Parts List G15/3 No. 56) |

Printed in England

Cwt/KH/GL

Spares Information Sheet issued for
BENTLEY 'T' SERIES SILVER SHADOW

Section D
Information Sheet No. 4D 23
Page No. (Addendum) 1 of 1
Date 5 October 1972

GEARBOX HEAT EXCHANGER

The following are the Serial Numbers to which this modification has been fitted.

| | |
|-------------------------------|---|
| 4 Door Saloon | SRH.13505, SRH.13529, SRH.13558, SRA.13562, SRH.13564, SRH.13583, SRH.13584, SRH.13587, SRH.13592, SBH.13600, SRH.13601, SRX.13602, SRH.13603, SRA.13608, SRH.13610, SRX.13611, SRH.13613, SRA.13614, SRH.13616, SBX.13617, SRH.13619 onwards. |
| 2 Door Coachbuilt | DRA.13410, CRA.13411, DRA.13413, CRH.13454 onwards. |
| 4 Door Long Wheelbase Cars | LRH.13356, LRA.13362, LRA.13402, LRA.13405, LRA.13464, onwards. |

Cwt/KH/GL

Spares Information Sheet issued forBENTLEY 'T' SERIES :
SILVER SHADOWSection D
Information Sheet No 4-D-24
Page No 1 of 1
Date 17 November 1972COOLANT CONNECTIONS(SPARE PARTS LIST C4/7 AM 1)

The flow of coolant through the heater control tap has been reversed and as a result the length and shape of the hoses connected to the tap has changed.

The hoses are not interchangeable as single items, but as it has been recommended that when hoses are changed the opportunity is taken to reverse the flow (See Workshop Bulletin SY/L14) whenever either UR 17764 or UD 12957 is required, a pair of hoses UE 38223 and UE 38224 should be fitted.

Part numbers are as follows:-

DISPLACEDNEW

| | | |
|----------|--|----------|
| UR 17764 | Hose - Cylinder head to heater tap (Spare parts list C4/7 AM 1 item 27) | UE 38223 |
| UD 12957 | Hose - Heater tap to heater (Spare parts list C4/7 AM 1 item 28) | UE 38224 |

Cwt/KH/GL

Spares Information Sheet issued for

Section D
 Information Sheet No 4 D 24
 Page No. 1 ADDENDUM
 Date 7 12 72

COOLANT CONNECTIONS

The following are the car serial numbers on which this alteration was introduced:-

| | |
|--------------------------|---|
| 4 Door Saloon's: | SRH14460, SRH14469 and all subsequent cars. |
| Long Wheelbase Cars: | LRA14095, LRA14388 to LRA14391 inclusive. LRA14444 and all subsequent cars. |
| 2 Door Convertible Cars: | DRH14494, DRX14548, DRH14551, DRH14614, DRX14617 and all subsequent cars. |
| 2 Door Saloon Cars: | CRX14211, CRX14492, CRH14495, CRH14497, CRX14498, CRH14499, CRX14552 and all subsequent cars. |

Printed in England

Cwt/KH/GL

Spares Information Sheet issued for

BENTLEY 'T': SILVER SHADOW

Section D

Information Sheet No. 4.D.25

Page No. 1 of 1

Date 17 11 72

COOLING SYSTEM

The tie on label (Spares Schedule Sheets C1/6, Item 15 and C2/6, Item 14) has been replaced by a stick on label.

The new part will be supplied for all replacements when existing stocks have been used up.

Piece numbers are as follows:-

DISPLACEDNEW

UR.15874

Label - Radiator - Anti Freeze

UR.18154

Cwt./KH/NM

Printed in England

Spares Information Sheet issued for

BENTLEY 'T' SERIES, SILVER SHADOW,
CORNICHE
N. AMERICA AND JAPAN.

Section D
Information Sheet No 4-D-26
Page No 1 of 2
Date 16 1 73

FAN ASSEMBLY AND RADIATOR

(SPARE PARTS LISTS C1/7, C2/6, C3/7, AND C4/7)

The diameter of the fan assembly has been increased from 18" to 20", to enable this modification to be carried out changes have been made to the radiator and coolant connections.

None of the parts are interchangeable and all superceded parts will continue to be supplied.

Part numbers are as follows:-

| <u>DISPLACED</u> | | <u>NEW</u> |
|------------------|--|------------|
| UE.36998 | Assembly Fan (Spare parts list C3/7 No.35) | UE.37843 |
| UE.32638 | Inlet connection - Coolant pump (Spare parts list C3/7 No.24) | UE.37865 |
| UR.17759 | Hose bottom connection (Spare parts list C4/7 No.11) | UR.17807 |
| UR.17762 | Hose top connection (Spare parts list C4/7 No.1) | UR.17808 |
| UR.17956 | Expansion Tank Radiator (Spare parts list C1/7 No.2) C2/6 No.2) | UR.17752 |
| UR.17751 | Radiator and cooler assy (Spare parts list C1/7 No.1) C2/6 No.1) | UR.18102 |
| UR.16161 | Assy Fan cowl upper LH (Spare parts list C1/7 No.32) C2/6 No.32) | UR.17788 |
| UR.16162 | Assy Fan cowl upper RH (Spare parts list C1/7 No.30) C2/6 No.30) | UR.17789 |
| UR.16163 | Assy Fan cowl lower (Spare parts list C1/7 No.25) C2/6 No.25) | UR.17790 |
| UR.16160 | Seal Fan Cowl upper (Spare parts list C1/7 No.31) C2/6 No.31) | UR.17786 |

The following are the Car Serial numbers to which the above modification was fitted:-

| | |
|---------------------------------|------------------------------------|
| 4 Door Saloon:- | SRB.14954 and all subsequent cars. |
| 2 Door Coachbuilt Convertible:- | DRB.14991 and all subsequent cars. |
| 2 Door Coachbuilt Saloon:- | CRB.15052 and all subsequent cars. |
| Long Wheelbase Saloon:- | LRB.15056 and all subsequent cars. |

Cwt/KH/GL

Applicable to: BENTLEY 'T' SERIES :
SILVER SHADOW

Information Sheet No. 4.D.28
Section D
Date 15 10 73
Page No. 1 of 1

COOLANT CONNECTIONS

(SPARE PARTS LIST C4/8)

A change has been made to the Hose Expansion tank to Radiator; this has become necessary due to repositioning of the Radiator connections to accommodate the 20" fan fitted to cars with Exhaust Emission Control.

The new hose is longer so therefore is not interchangeable.

Part Numbers are as follows:-

DISPLACED

NEW

UR 17760 Hose - Expansion tank to Radiator
(Spare Parts list C4/8 item 2).

UR 18549

Cwt/KH/GL

Applicable to:

Information Sheet No. 4-D-29
 Section D
 Date 29 11 74
 Page No. 1 of 1
 TSD.2934

COOLING SYSTEM(SPARE PARTS LIST)BENTLEY 'T' SERIES : SILVER SHADOWCORNICHE : PHANTOM VI

The piece number of the radiator header tank has been changed, on cars fitted with 18" Fan Assembly.

The new piece will be used for all replacements when current stocks have been used up.

Part numbers are as follows:-

DISPLACEDNEW

UR.17956 Header tank assembly

UR.18580

The following are the car serial numbers to which this modification has been fitted.

Standard Saloon:-

SRH.20248, SRH.20249, SRX.20252,
 SRH.20253, SRH.20255, SRH.20257,
 SRH.20258, SRX.20259, SRH.20260,
 SRH.20263, SRH.20265 and onwards.

Cwt/KH/GL

Applicable to: SILVER SHADOW

Information Sheet No. 4 D 30
Section D
Date
Page No. 1 of 1

RADIATOR SHELL AND SHUTTERS

Radiator shell and shutter assemblies are now available through our Service Exchange Scheme.

Present prices are as follows:-

| | | |
|----------|-------------------------|--------|
| UB 12369 | Shell (Standard Cars) | £97.40 |
| UB 18760 | Shell (Coachbuilt Cars) | £97.40 |
| UB 12370 | Shutter Assy | £78.11 |

All prices are subject to a discount of 25%.

Home Counties distributors may wish to make use of our supplier's counter service; the same price and discount structure applies.

Although the official Service Exchange Scheme is concerned only with Silver Shadow parts, distributors may care to note that our supplier keeps a stock of most post-war Bentley and Rolls-Royce shells and shutters and current price lists will be provided on application to them.

In all cases a re-worked assembly can only be supplied against the delivery of a recoverable damaged unit; as a guide line, if damage is confined to the side or bottom plates the unit will almost certainly be considered acceptable, but nothing other than minor scratches is acceptable on the top tank.

The address of our supplier is as follows:-

Oatway Bros. Limited
7 Woodfield Road
London W9

Tel. No. 01-289 2522/3

Rnr/NM

Applicable to: BENTLEY 'T' : SILVER SHADOW (EXCEPT USA)

| | |
|-----------------------|--------|
| Information Sheet No. | 4 D 31 |
| Section | D |
| Date | |
| Page No. | 1 of 1 |

COOLING SYSTEM

Supplies of anti-freeze to BS 3150 are no longer obtainable and the replacement, Prestone UT 184, is not compatible with it under any circumstances.

Accordingly, when existing stocks of BS 3150 are exhausted, the cooling systems of cars already filled with it will have to be thoroughly flushed out and refilled with Prestone UT 184.

For further information see Workshop Bulletin SY/L 19.

Printed in England

Rnr/NM

Applicable to: BENTLEY 'T' SILVER SHADOW (EXCEPT USA)**Addendum****Information Sheet No.** 4 D 31**Section** D**Date****Page No.** 1 of 1**COOLING SYSTEM**

The following are car serial numbers which introduce this modification:

STANDARD CARS

| | | | |
|-----------|--------------------|-------------------|-----------|
| SRH 21008 | SRX 21705 | SRX 21760 | SRH 21955 |
| SRH 21959 | SRH 21965 | SRH 21966 | SRH 21968 |
| SRH 21969 | SRH 21971 | SRH 21972 | SRH 21974 |
| SBX 21975 | SRH 21977 - 81 inc | SRH 22002 | SRX 22005 |
| SRH 22006 | SRX 22009 | SRH 22010 | SRH 22012 |
| SRX 22013 | SRH 22014 | SRH 22017 | SRX 22019 |
| SRH 22020 | SRH 22021 | SRH 22023 - 7 inc | SRH 22029 |
| SRH 22031 | SRX 22033 | SRX 22037 | SRH 22038 |
| SRH 22040 | SRX 22042 | SRH 22043 | SRH 22044 |
| SRH 22076 | SRX 22078 | SRH 22079 | SRX 22084 |
| SRX 22088 | | | |

and all subsequent

LWB CARS

LRH 21923
LRX 21927
LRX 21933

and all subsequent

Rnr/NM/JM

CHAPTER E

FRONT SUSPENSION, SUB- FRAME, HUBS AND SHOCK DAMPERS

Spares Information Sheet issued for

Bentley T : Silver Shadow

Section E

Information Sheet No. 4.E.15

Page No. 1 of 1 (ADDENDUM)

Date 25 11 71

FRONT HUBS

The following are the Serial Numbers of cars to which this modification has been fitted:-

- 4-Door saloons - SRH 11715, SRH 11729, SRH 11731, SRH 11771,
SRX 11791, SRX 11795 to SRX 11802 inclusive,
SRX 11822 to SRH 11835 inclusive.
SRX 11882 to SRX 11885 inclusive.
SRH 11887 and all subsequent cars.
- 2-Door saloons - CRX 11840, CRH 11874, CRH 11876 and all
subsequent cars.
- Convertible cars - DRX 11841, DRX 11875, DRH 11877, DRX 11908
and all subsequent cars.
- Long Wheelbase - LRX 11857, LRH 11859 and all subsequent cars.
cars

Cwt/KH/NM

Spares Information Sheet issued forBENTLEY T : SILVER SHADOW : CORNICHE

Section E
 Information Sheet No. 4.E.17
 Page No. 1 of 6 (Issue 3)
 Date 1 7 72

FRONT SUSPENSION

Changes have been made to the front suspension of the above series motor cars.

At the same time, the opportunity has been taken to introduce ventilated brake discs on Corniche cars.

Details of the affected parts, which are not interchangeable, are as follows:-

| <u>DISPLACED</u> | <u>SPARES SCHEDULE REFERENCE</u> | | <u>NEW</u> |
|------------------|--------------------------------------|-----------------------------------|------------|
| UR 14777 | D7/4, Item 2 | Lever - Side Steering - LH | UR 16223 |
| UR 14776 | D7/4, Item 1 | Lever - Side Steering - RH | UR 16224 |
| UR 13271 | E3/1, Item 1 | Axle Yoke - LH | UR 17095 |
| UR 13272 | E3/1, Item 1 | Axle Yoke - RH | UR 17094 |
| | | Adaptor - Housing - Ball Joint | UR 17368 |
| UR 12874 | E1/3, Item 35 | Lower Triangle Lever - Front - RH | UR 16144 |
| UR 12875 | E1/3, Item 36 | Lower Triangle Lever - Front - LH | UR 16145 |
| UR 14775 | E1/3, Item 18 | Housing - Ball Pin - Lower LH | UR 17377 |
| UR 14774 | E1/3, Item 18 | Housing - Ball Pin - Lower RH | UR 17378 |
| UA 209/Z | D7/4, Item 4 | Setscrew - Side Steering Lever | UR 16672 |
| UR 11690 | D7/4, Item 5 | Setscrew - Side Steering Lever | UR 16673 |
| UR 13988 | D7/4, Item 6 | Assy. Cross Steering Tube - RH | UR 17402 |
| UR 13989 | D7/4, Item 7 | Assy. Cross Steering Tube - LH | UR 17403 |
| UR 10628 | L4/2, Item 27 | Assy. Rebound Stop - Lever | UR 16198 |
| UR 13244 | E1/3, Item 1 | Assy. Upper Triangle Lever - RH | - |
| UR 13243 | E1/3, Item 1 | Assy. Upper Triangle Lever - LH | - |
| UR 16919 | E1/3, Item 1 | Assy. Upper Triangle Lever - RH | - |
| | | (Corniche cars only) | |
| - | | Assy. Upper Lever and Bushes - RH | UR 17398 |
| - | | Assy. Upper Lever and Bushes | UR 17399 |
| - | | Bush - Upper Lever | UR 15966 |
| - | | Bush - Upper Lever | UR 16194 |
| - | | Bolt - Pivot - Lever | UR 16204 |
| - | | Eccentric Washer - Lever | UR 16205 |
| - | | Thrust Washer - Lever | UR 17972 |
| - | | Thrust Washer - Lever | UR 16207 |

Spares Information Sheet issued for

BENTLEY T : SILVER SHADOW : CORNICHE

Section E

Information Sheet No. 4.E.17

Page No. 2 of 6

Date 10 4 72

| <u>DISPLACED</u> | <u>SPARES SCHEDULE REFERENCE</u> | | <u>NEW</u> |
|------------------|--------------------------------------|--|------------|
| UR 17634 | | Clip - Extension Pipe - Steering Box (Right-hand drive cars) | - |
| UR 17635 | | Clip - Extension Pipe - Steering Box (Left-hand drive cars) | - |
| | | Clip - Extension Pipes - Steering Box | UR 17945 |
| UR 14778 | E1/3, Item 9 | Bracket - Cantilever - Front R.H. | - |
| UR 14779 | E1/3, Item 10 | Bracket - Cantilever - Front L.H. | - |
| UR 14780 | E1/3, Item 10 | Bracket - Cantilever - Rear - R.H. | - |
| UR 14781 | E1/3, Item 10 | Bracket - Cantilever - Rear - L.H. | - |
| UR 11044 | E1/3, Item 11 | Shim - Bracket | - |
| UR 11045 | E1/3, Item 11 | Shim - Bracket | - |
| UR 11046 | E1/3, Item 11 | Shim Bracket | - |
| UR 13211 | E1/3, Item 13 | Assy. Bearing Pin - Upper Triangle Lever | - |
| UR 17155 | E1/3, Item 14 | Assy. Washer - Bearing Pin | - |
| UA 208/Z | E1/3, Item 12 | Bolt - Cantilever Brackets | - |
| UA 212/Z | E1/3, Below Item 12 | Bolt - Clip and Cantilever Brackets | - |
| UA 304/Z | E1/3, Item 17 | Nut - Bearing Pin | - |
| UA 305/Z | E1/3, Item 15 | Nut - Bearing Pin | - |
| UA 6111/Z | E1/3, Item 16 | Washer - Bearing Pin | - |
| | | Bolt - Compliance Rod | UR 14987 |
| UR 13829 | L4/2, Item 17 | Assy. Delaney Gallay Mount - Front | - |
| UR 14376 | L4/2, Item 38 | Distance Piece - Rear Mounting | - |
| UR 13830 | L4/2, Item 35 | Assy. Delaney Gallay Mount - Rear | - |
| | | Assy. Front Sub-frame Mount | UR 17823 |
| | | Spacer - Front Sub-frame Mounts | UR 17826 |
| | | Spacer - Front Sub-frame Mounts | UR 17827 |
| UR 13800 | L4/2, Item 2 | Assy. Panhard Rod | - |
| UR 13492 | L4/2, Item 3 | Assy. Housing - Flexible Bush - Panhard Rod | - |
| UR 13794 | L4/2, Item 7 | Rubber - Panhard Rod | - |
| UR 13798 | L4/2, Item 5 | Washer - Panhard Rod Rubbers | - |

continued...

Spares Information Sheet issued for
BENTLEY T : SILVER SHADOW : CORNICHE

Section E
 Information Sheet No. 4.E.17
 Page No. 3 of 6
 Date 10 4 72

| <u>DISPLACED</u> | <u>SPARES SCHEDULE REFERENCE</u> | | <u>NEW</u> |
|------------------|--------------------------------------|---|------------|
| UR 13797 | L4/2, Item 6 | Distance Tube - Panhard Rod Rubbers | - |
| UR 13502 | L4/2, Item 10 | Bolt - Metalastic Bush - Panhard Rod | - |
| UA 1251/Z | L4/2, Item 8 | Washer - Panhard Rod | - |
| UA 301/Z | L4/2, Item 9 | Nut - Panhard Rod | - |
| UA 305/Z | L4/2, Item 4 | Nut - Flexible Bush Housing | - |
| UA 6104/Z | L4/2, Item 11 | Washer,- Bolt - Metalastic Bush | - |
| UR 14782 | L4/2, Item 1 | Assy. Front Sub-frame | UR 17830 |
| UG 13204 | J7/1, Below Item 2 | Assy. Caliper - Front Brakes R.H. (MINTEX) (Corniche cars only) | UG 13398 |
| UG 13205 | J7/1, Below Item 2 | Assy. Caliper - Front Brakes L.H. (MINTEX) (Corniche cars only) | UG 13399 |
| UG 13202 | J7/1, Item 1 | Assy. Caliper - Front Brakes (FERODO) R.H. (Corniche cars only) | UG 13400 |
| UG 13203 | J7/1, Below Item 1 | Assy. Caliper - Front Brakes L.H. (FERODO) (Corniche cars only) | UG 13401 |
| UG 12114 | J6, Item 1 | Assy. Brake Disc. (Corniche cars only) | UG 13404 |
| UG 13014 | Spares Information Sheet 4.E.15 | Assy. Front Hub - R.H. (Corniche cars only) | UG 13392 |
| UG 13015 | Spares Information Sheet 4.E.15 | Assy. Front Hub - L.H. (Corniche cars only) | UG 13393 |
| UG 12269 | J.6, Item 5 | Shield - Brake Disc - L.H. | UG 13385 |
| UG 12268 | J.6, Item 4 | Shield - Brake Disc - R.H. | UG 13386 |
| UG 13014 | Spares Information Sheet 4.E.15 | Assy. Front Hub - R.H. (Except Corniche Cars) | UG 13682 |
| UG 13015 | Spares Information Sheet 4.E.15 | Assy. Front Hub - L.H. (Except Corniche Cars) | UG 13683 |
| - | | Oil Seal | UG 13397 |
| - | | Protector Oil Seal | UG 13395 |
| UG 12172 | E3/1, Item 2 | Grease Retainer - Front Hub - R.H. | |
| UG 12173 | E3/1, Below Item 2 | Grease Retainer - Front Hub - L.H. | |
| - | | Assy. Jaw and Rod-Compliance | UR 17444 |
| - | | Mount - Compliance | UR 17442 |
| - | | Washer - Compliance Mounting | UR 17445 |
| - | | Washer - Compliance Mounting | UR 17304 |

continued...

Spares Information Sheet issued for

BENTLEY T : SILVER SHADOW : CORNICHE

Section E

Information Sheet No. 4.E.17

Page No. 4 of 6

Date 10 4 72

| <u>DISPLACED</u> | <u>SPARES SCHEDULE REFERENCE</u> | | <u>NEW</u> |
|------------------|--------------------------------------|---|------------|
| UR 13831 | E1/3, Item 38 | Packing Piece - Lock Stop 0.036 in. (0,914 mm.) | |
| UR 13832 | E1/3, Item 38 | Packing Piece - Lock Stop 0.048 in. (1,219 mm.) | |
| UR 13833 | E1/3, Item 38 | Packing Piece - Lock Stop 0.064 in. (1,625 mm.) | |
| - | | Packing Piece - Lock Stop - R.H. 0.036 in. (0,914 mm.) | UR 17700 |
| - | | Packing Piece - Lock Stop - L.H. 0.036 in. (0,914 mm.) | UR 17701 |
| - | | Packing Piece - Lock Stop - R.H. 0.064 in. (1,625 mm.) | UR 17702 |
| - | | Packing Piece - Lock Stop - L.H. 0.064 in. (1,625 mm.) | UR 17703 |
| UR 14258 | M4, Item 16 | Pipe-Upper 3 way to Flexible-Rear Caliper-RH (Right-hand drive cars) | UR 17719 |
| UR 14265 | M5, Item 15 | Pipe-Upper 3 way to Flexible-Rear Caliper-LH (Left-hand drive cars) | - |
| - | | Pipe-Front 3 way to Flexible-Rear Caliper-LH (Left-hand drive cars) | UR 15017 |
| UR 14259 | M4, Item 6 | Pipe-Lower 3 way to Flexible-Front Caliper-RH (Right-hand drive cars) | UR 17721 |
| UR 14286 | M5, Item 5 | Pipe-Lower 3 way to Flexible-Front Caliper-LH (Left-hand drive cars) | - |
| - | | Pipe-Rear 3 way to Flexible-Front Caliper-LH (Left-hand drive cars) | UR 15016 |
| UR 14260 | M4, Item 15 | Pipe-Upper 3 way to Flexible-Rear Caliper-LH (Right-hand drive cars) | UR 17723 |
| UR 14287 | M5, Item 16 | Pipe-Upper 3 way to Flexible-Rear Caliper-RH (Left-hand drive cars) | - |
| - | | Pipe-Front 3 way to Flexible-Rear Caliper-RH (Left-hand drive cars) | UR 17722 |

continued...

Spares Information Sheet issued for

BENTLEY T : SILVER SHADOW : CORNICHE

Section E
 Information Sheet No. 4.E.17
 Page No. 5 of 6
 Date 10.4.72

| <u>DISPLACED</u> | <u>SPARES SCHEDULE REFERENCE</u> | | <u>NEW</u> |
|------------------|---------------------------------------|---|------------|
| UR 14261 | M4, Item 5 | Pipe-Lower 3 way to Flexible-Front Caliper-LH (Right-hand drive cars) | UR 17725 |
| UR 14288 | M5, Item 6 | Pipe-Lower 3 way to Flexible-Front Caliper-RH (Left-hand drive cars) | |
| | | Pipe-Rear 3 way to Flexible-Front Caliper-RH (Left-hand drive cars) | UR 17726 |
| UR 15639 | M1/9, Item 34 | Pipe-Front-Upper-Flexible to Reservoir | UR 15643 |
| UR 15640 | M1/9, Item 38 | Pipe-Rear-Upper-Flexible to Reservoir | UR 15644 |
| UR 14219 | M1/9, Item 36 | Pipe-Front-Lower- Accumulators to Flexible | UR 15645 |
| UR 14221 | M1/9, Item 40 | Pipe-Rear-Lower- Accumulators to Flexible | UR 15646 |
| UR 13859 | M.4 and M.5 Items, 2, 7, 12, 17 | Pipe-Flexible-Front Brakes | UR 17479 |
| UR 17335 | M3/11, Item 2 | Assembly Hose-Rear Accumulator to Frame | UR 17886 |
| UR 14296 | M5, Item 21 | Assembly Hose-Body to Sub-frame (Left-hand drive cars) | UR 17884 |
| UR 14435 | M5, Item 26 | Assembly Hose-Body to Sub-frame- Lower 3 way (Left-hand drive cars) | UR 17885 |
| UR 14263 | M5, Item 30 | Pipe-3 way to Flexible - Front Sub-frame (Left-hand drive cars) | UR 15014 |
| UR 14264 | M5, Item 25 | Pipe-Distribution Valve Upper to Flexible (Left-hand drive cars) | UR 15015 |
| UR 14886 | F.3 Item 1 | Anti-Roll Rod-Rear Stabiliser | UR 17750 |
| | | Heat Shield-Steering Hose- 'A' Bank Exhaust Manifold | UE 37927 |
| | | Extension Screw-Heat Shield | SPC 1121 |

continued...

Spares Information Sheet issued for

BENTLEY T : SILVER SHADOW : CORNICHE

Section E

Information Sheet No. 4.E.17

Page No. 6 of 6

Date 10 4 72

The following existing and standard parts will also be required:-

UA 1252/R - Washer
UR 853 - Bush
RE 22428 - Nut
UA 205/Z - Bolt
UA 356/Z - Nut
UA 1253/Z - Washer
UA 208/Z - Bolt
UA 302/R - Nut

Although shown as displaced, the following parts are still required on cars, other than Corniche:-

UG 13204 - Assy. Caliper - R.H. (MINTEX)
UG 13205 - Assy. Caliper - L.H. (MINTEX)
UG 13202 - Assy. Caliper - R.H. (FERODO)
UG 13203 - Assy. Caliper - L.H. (FERODO)
UG 12114 - Assy. Brake Disc

Cwt/KH/NM

Spares Information Sheet issued for

BENTLEY T : SILVER SHADOW: CORNICHE

Section E

Information Sheet No. E.17

Page No. 1 of 1 ADDENDUM

Date 19 7 72

FRONT SUSPENSION

The following are the car serial numbers to which this modification has been fitted :-

Standard Saloons - SRH 12586, SRX 12687, SRH 12853,
SRH 13066, SRH 13485 and onwards.

Coachbuilt Cars - CRH 12735 and onwards.

Convertibles - DRX 12734 and onwards.

Long Wheelbase
Cars - LRH 13084, LRX 13201 and onwards.

Printed in England

Cwt/KH/NM

Applicable to:

BENTLEY 'T' : SILVER SHADOW :
 CORNICHE (CARS FOR AUSTRALIA
 & NEW ZEALAND).

Information Sheet No. 4.E.18
 Section E
 Date 12 3 73
 Page No. 1 of 2
 Issued also as 4.F.29
 TSD 2934

SUSPENSION

Commencing with car serial number 15410 all cars exported to either Australia or New Zealand will be fitted with the standard European type suspension.

Details of the affected parts are:-

| <u>DISPLACED</u> | <u>SPARES SCHEDULE REFERENCE</u> | | <u>NEW</u> |
|------------------|---|--|------------|
| UR.17651 | E1/4, Below Item 58 | Damper - Front (Yellow Identification) | |
| | E1/4, Item 57 | Damper - Front (White Identification) | UR.17649 |
| UR.14649 | E1/4, Above Item 57 | Spring - Suspension | |
| | E1/4, Item 56 | Spring - Suspension (Not L.W.B. cars or cars with refrigeration) | UR.15134 |
| | E1/4, Item 56 | Spring - Suspension (L.W.B. non division and refrigerated cars) | UR.13856 |
| | E1/4, Item 56 | Spring - Suspension (L.W.B. division cars only) | UR.16152 |
| UR.15049 | F1/7, Below Item 42 and L4/2, Below Item 26 | Assy Bump Stop | |
| | F1/7, Item 42 and L4/2 Item 26 | Assy Bump Stop | UR.15063 |
| UR.17652 | F1/7, Above Item 50 | Damper - Rear (Yellow Identification) | |
| | F1/7, Item 49 | Damper - Rear (White Identification) | UR.17650 |

Continued

Applicable to:

Information Sheet No. 4.E.18
 Section E
 Date 12 3 73
 Page No 2 of 2
 Issued also as 4.F.29
 TSD 2934

| <u>DISPLACED</u> | <u>SPARES SCHEDULE REFERENCE</u> | | <u>NEW</u> |
|------------------|--------------------------------------|--|------------|
| UR.14650 | F1/7, Above Item 31 | Spring - Rear Suspension | |
| | F1/7, Item 30 | Spring - Rear Suspension - Passenger Side (Except L.W.B. cars or Convertibles) | UR.13766 |
| | F1/7, Item 30 | Spring - Rear Suspension - Drivers Side (Except L.W.B. cars or Convertibles) | UR.15713 |
| | F1/7, Item 30 | Spring - Rear Suspension (L.W.B. non division cars and Convertibles) | UR.13857 |
| | F1/7, Item 30 | Spring - Rear Suspension (L.W.B. division cars only) | UR.16153 |

The cars will now be fitted with a rear anti roll the parts for this being covered on page F3 of the Spares Schedule. The parts shown on page E2 of the Spares Schedule are displaced by those on page E2/1.

Any displaced parts will still be supplied for spares on cars to which they were fitted as original equipment.

Cwt/KH/NM

Applicable to: BENTLEY 'T' : SILVER SHADOW

TSD 2934

Information Sheet No. 4.E.19

Section E

Date 21 6 73

Page No. 1 of 1

FRONT SUSPENSION

The material specification of the front spring pot covers (Spares Schedule) Sheet E1/4, Item 64) has been changed.

This has necessitated the introduction of washers below the head of the securing bolts and to accommodate this, longer bolts are required.

When existing stocks have been used up, the new covers will be supplied for replacements, however it will be necessary to change the securing bolts and fit washers below the bolt heads.

Piece numbers of the affected parts are as follows:-

| <u>DISPLACED</u> | <u>SPARES SCHEDULE REF.</u> | | <u>NEW</u> |
|------------------|-----------------------------|--------------------|------------|
| UR 17050 | E1/4, Item 64 | Cover - Spring Pot | UR 17344 |
| UA 156/Z | E1/4, Item 65 | Bolt | UA 158/Z |
| UA 153/Z | E1/4, Item 66 | Bolt | UA 154/Z |
| UA 104/Z | E1/4, Item 67 | Bolt | UA 105/Z |
| UA 105/Z | E1/4, Item 68 | Bolt | UA 106/Z |

The quantity of the following have been increased:-

| | |
|-----------|-----------------------------|
| UA 1252/Z | Washer from 2 off to 12 off |
| UA 1251/Z | Wssher from 9 off to 19 off |

Cwt/KH/NM

Applicable to:

BENTLEY 'T' : SILVER SHADOW

TSD 2934

Information Sheet No. 4.E.19

Section E

Date 9 7 73

Page No. 1 of 1

Addendum

FRONT SUSPENSION

The following are the serial numbers of cars to which this modification has been fitted:-

Standard Saloons - SRH.16220 to SRH.16229, SRH.16239, SRB.16240, SRH.16242, to SRH.16246, SRH.16248 onwards.

Coachbuilt Saloons CRH.16238, CRH.16299, CRX.16302 onwards.

Convertibles DRB.16236, DRX.16237, DRB.16300, DRB.16303 onwards.

Long Wheelbase Cars LRH.16241, LRB.16247, LRB.16253, LRB.16259, LRB.16265, LRH 16271 onwards.

Printed in England

Cwt/KH/NM

Applicable to: BENTLEY 'T' : SILVER SHADOW

Information Sheet No 4.E.20
Section E
Date
Page No. 1 of 1
TSD 2934

FRONT SUSPENSION

Since Spares Information Sheet 4.E.19 was issued, it has been found unnecessary to increase the length of some of the Spring Pot Cover Securing Bolts. The original Bolts have therefore been re-introduced.

Piece numbers of the affected parts are as follows:

DISPLACED

NEW

UA 105/Z Bolt

UA 104/Z

UA 106/Z Bolt

UA 105/Z

Cwt/KH/NM

Applicable to: BENTLEY 'T' SILVER SHADOW:
CORNICHE

Information Sheet No. 4E21
Section 4E
Date 30 9 74
Page No. 1 of 1
TSD 2934

FRONT HUBS

The length of the wheel studs has been reduced by .200" (5.1mm) and new piece numbers have been allocated.

Because they contain this part, the piece numbers of the hub assemblies have also been changed.

Parts are interchangeable; piece numbers are as follows:-

| DISPLACED | SPARES SCHEDULE REFERENCE | | NEW |
|-----------|------------------------------|-------------------|----------|
| UG 13682 | E3/3, Below Item 6 | Assy Front Hub-RH | UG 13924 |
| UG 13683 | E3/3, Below Item 8 | Assy Front Hub-LH | UG 13923 |
| UG 13393 | E3/3, Below Item 9 | Assy Front Hub-RH | UG 13919 |
| UG 13392 | E3/3, Above Item 9 | Assy Front Hub-LH | UG 13920 |
| UG 13012 | E3/3, Item 8 | Wheel Stud-RH | UG 13926 |
| UG 13013 | E3/3, Below Item 8 | Wheel Stud-LH | UG 13925 |

Rnr/NM

Applicable to: BENTLEY T SERIES SILVER SHADOW

Information Sheet No. 4 E 22
 Section E
 Date
 Page No. 1 of 1
 TSD 2934

ENGINE MOUNTING BLOCKSSPARE PARTS LIST D7/4 L4/3

The front and rear engine mounting blocks have been made more flexible by removing some of the integral stiffening plates.

The new parts will be supplied for all replacements when existing stocks have been used up. When they are, however, the new rear mounts must initially be fitted in pairs on cars which did not have them as original equipment.

Piece numbers are as follows:-

DISPLACED

UR 17426 Item 102 Front Mounting Block - Engine 1 off UR 19203

UR 17430 Item 28 Rear Mounting Block - Engine 2 off UR 19204

The following are the car serial numbers to which this modification was fitted:-

4 DOOR SALOON

SRH 19613, SBH 19615, SBH 19618, SRX 19619, SRX 19620, SRX 19621, SRH 19624, SRX 19623, SRH 19627, SRC 19629, SRX 19630, SRH 19631, SRH 19633, SRC 19634, SRH 19635, SRX 19637, SRH 19638, SRC 19639, SRH 19641 to SRH 19643 incl. SRC 19645, SRH 19646, SRH 19647, SRH 19649, SRC 19650, SRC 19653, SRH 19654, SRH 19655, SRH 19657 onwards.

2 DOOR SALOON

CRC 19540 onwards

2 DOOR CONVERTIBLE

DRC 19542, DRH 19544, DRX 19548 onwards

4 DOOR LONG WHEELBASE

LRC 19373, LRC 19383, LRC 19388, LPH 19393, LRC 19440, LRX 19443, onwards.

Rnr/NM/HB

Applicable to: PHANTON VI

Information Sheet No. 4 E 23
Section E
Date
Page No. 1 of 1
TSD 2934

ENGINE MOUNTING BLOCKSPARE PARTS LIST

The piece number of the front engine mounting block (Spares Schedule Sheet M1/6 item 10) has been changed.

The new part will be supplied for all replacements when existing stocks have been used up.

Piece numbers are as follows:-

DISPLACED

NEW

UR 17426 Front Mounting Block Engine 1 off UR 19203

The following are the chassis numbers to which this modification was fitted:-

PRH 4801 onwards.

Rnr/NM/HB

Applicable to: BENTLEY 'T' : SILVER SHADOW

Information Sheet No. 4 E 24
Section E
Date
Page No. 1 of 1

FRONT SUSPENSION

Special rectangular shaped washers are now being fitted to the front compliance mounts. When these washers are fitted, longer mounting bolts are necessary.

Piece numbers of the affected parts are as follows:

| DISPLACED | SPARES SCHEDULE REFERENCE | NEW |
|-----------|--|-----------|
| UA 1253/Z | E1/6, Item 71 Washer-Compliance Mounting | SPC 1724 |
| UA 205/Z | E1/6, Item 70 Bolt-Compliance Mounting. | UA 207/Z, |

The displaced parts are still required in their other applications.

Rnr/NM

CHAPTER F

REAR SUSPENSION, SUB- FRAME, HUBS AND SHOCK DAMPERS

Spares Information Sheet issued for
Bentley T : Silver Shadow

Section F
Information Sheet No. 4.F.26
Page No. 1 of 1 (ADDENDUM)
Date 25 11 71

REAR HUBS

The following are the Serial Numbers of cars to which this modification has been fitted:-

- 4-Door saloons - SRH 11625, SRH 11665, SRH 11679, SRH 11710,
SRH 11716, SRH 11718 to SRH 11728 inclusive,
SRX 11730, SRX 11732 to SRH 11741 inclusive,
SRX 11765 to SRX 11770 inclusive,
SRX 11772 to SRH 11790 inclusive,
SRH 11792 and all subsequent cars.
- 2-Door saloons - CRH 11757, CRH 11763, CRH 11806, CRH 11810,
CRH 11812, CEX 11837 and all subsequent cars.
- Convertible cars - DRX 11805, DRH 11807, DRX 11808, DRX 11809,
DRX 11811, DRH 11836, DRX 11838 and all
subsequent cars.
- Long Wheelbase cars - LRX 11820, LRH 11842 and all subsequent cars.
-

Cwt/KH/NM

Spares Information Sheet issued for
BENTLEY T : SILVER SHADOW

Section F
Information Sheet No. 4.F.27
Page No. 1
Date 5/10/71

REAR SUSPENSION

An improved type of end rubber is being fitted to the Damper Assemblies and new piece numbers have been allocated.

The 'O' ring, which has formerly been fitted between the cup washer orifice and the damper spindle, has been deleted.

The new parts will be supplied for all replacements when existing stocks have been used up.

Piece numbers are as follows:-

DISPLACED

NEW

| | | |
|----------|---|----------|
| UR 16333 | Assembly Damper - Rear Suspension (White Identification) | UR 17650 |
| UR 16332 | Assembly Damper - Rear Suspension (Yellow Identification) | UR 17652 |
| UR 16327 | Assembly Damper - Rear Suspension (No Identification - For use on Convertibles) | UR 17665 |

Printed in England

Cwt/KH/NM

Spares Information Sheet issued for

BENTLEY 'T': SILVER SHADOW - DROP HEAD COUPES ONLY

Section F

Information Sheet No. 4.F.28

Page No. 1 of 1

Date 17 11 72

REAR SUSPENSION

The piece number of the Upper Spring Seat Assembly (Spares Schedule Sheet F1/7, Item 35) has been changed.

The new part will be supplied for all replacements on the above series motor cars.

Piece numbers are as follows:-

DISPLACEDNEW

UR.13754

Assembly Upper Spring Seat

UR.17913

UR.13754 is still required on all cars other than Drop Head Coupes.

Cwt/KH/NM

Applicable to:

BENTLEY 'T' : SILVER SHADOW :
CORNICHE (CARS FOR AUSTRALIA
& NEW ZEALAND).

Information Sheet No 4.F.29
Section F
Date 12 3 73
Page No. 1 of 2
Issued also as 4.E.18
TSD 2934

SUSPENSION

Commencing with car serial number 15410 all cars exported to either Australia or New Zealand will be fitted with the standard European type suspension.

Details of the affected parts are:-

| <u>DISPLACED</u> | <u>SPARES SCHEDULE REFERENCE</u> | | <u>NEW</u> |
|------------------|---|--|------------|
| UR.17651 | El/4, Below Item 58 | Damper - Front (Yellow Identification) | |
| | El/4, Item 57 | Damper - Front (White Identification) | UR.17649 |
| UR.14649 | El/4, Above Item 57 | Spring - Suspension | |
| | El/4, Item 56 | Spring - Suspension (Not L.W.B. cars or cars with refrigeration) | UR.15134 |
| | El/4, Item 56 | Spring - Suspension (L.W.B. non division and refrigerated cars) | UR.13856 |
| | El/4, Item 56 | Spring - Suspension (L.W.B. division cars only) | UR.16152 |
| UR.15049 | F1/7, Below Item 42 and L4/2, Below Item 26 | Assy Bump Stop | |
| | F1/7, Item 42 and L4/2 Item 26 | Assy Bump Stop | UR.15063 |
| UR.17652 | F1/7, Above Item 50 | Damper - Rear (Yellow Identification) | |
| | F1/7, Item 49 | Damper - Rear (White Identification) | UR.17650 |

Continued

Applicable to:

Information Sheet No 4.F.29
 Section F
 Date 12 3 73
 Page No. 2 of 2
 Issued also as 4.E.18
 TSD 2934

| <u>DISPLACED</u> | <u>SPARES SCHEDULE REFERENCE</u> | | <u>NEW</u> |
|------------------|--------------------------------------|--|------------|
| UR.14650 | F1/7, Above Item 31 | Spring - Rear Suspension | |
| | F1/7, Item 30 | Spring - Rear Suspension - Passenger Side (Except L.W.B. cars or Convertibles) | UR.13766 |
| | F1/7, Item 30 | Spring - Rear Suspension - Drivers Side (Except L.W.B. cars or Convertibles) | UR.15713 |
| | F1/7, Item 30 | Spring - Rear Suspension (L.W.B. non division cars and Convertibles) | UR.13857 |
| | F1/7, Item 30 | Spring - Rear Suspension (L.W.B. division cars only) | UR.16153 |

The cars will now be fitted with a rear anti roll the parts for this being covered on page F3 of the Spares Schedule. The parts shown on page E2 of the Spares Schedule are displaced by those on page E2/1.

Any displaced parts will still be supplied for spares on cars to which they were fitted as original equipment.

Cwt/KH/NM

Applicable to: BENTLEY 'T' & SILVER SHADOW

Information Sheet No. 4.F.30 Issue 3
 Section 4.F
 Date
 Page No. 1 of 2
 TSD 2934

REAR SUSPENSION

In order to simplify the rear suspension spring installation, the flexible isolator assembly has been replaced by a rigid unit.

This has necessitated modifications to the upper spring seat assembly and a reduction in diameter of the adjusting washers.

At the same time, in the interest of commonisation, the rear height control ram piston, which so far has been fitted to Saloon cars only, is now being fitted to Drop Head Coupes also and because it contains this part, the piece number of the Coupe ram assembly has been changed.

Parts are interchangeable in sets but not as individual items.

Piece numbers are as follows:

| DISPLACED | SPARES SCHEDULE REFERENCE | | NEW |
|-----------|------------------------------|--|----------|
| UR 15968 | F1/7, Item 37 | Assembly Isolator and Cone | |
| UR 14845 | F1/7, Below Item 37 | Assembly Isolator and Cone (Drop Head Coupes) | |
| | | Assembly Connector and Tube | UR 18058 |
| | | Assembly Connector and Tube (Drop Head Coupes) | UR 18062 |
| UR 13754 | F1/7, Item 35 | Assembly Spring Seat | UR 18059 |
| UR 17913 | F1/7, Below Item 35 | Assembly Spring Seat (Drop Head Coupes) | UR 18638 |
| UR 14568 | F1/7, Item 34 | Canvas - Upper Spring Seat | |
| UR 13762 | F1/7, Item 31 | Adjusting Washer | UR 18066 |
| UR 16872 | F1/7, Item 29 | Spacer, Spring | |
| X 9027/R | F1/7, Item 33 | Clip - Retaining | |
| | | Locating Washer (Drop Head Coupes) | UR 18067 |

Applicable to: BENTLEY 'T' & SILVER SHADOW

Information Sheet No. 4.F.30 Issue 3
Section 4.F
Date
Page No. 2 of 2
TSD 2934

DISPLACED SPARES SCHEDULE
REFERENCE

NEW

Assembly Rear Height UR 18260
Control Ram
(Drop Head Coupes)

The following existing part will also be required on Drop Head Coupes:

UR 1697 - 'O' Ring

The quantity of the following part has been reduced from 4 off to 2 off:

UR 15076 - Canvas - Lower Spring Seat

Issue 2 - Re-issued to amend typescript.

Issue 3 - Re-issued to add part number of new spring seat assembly for Drop Head Coupes.

Rnr/KH/NM

Applicable to: BENTLEY "T" : SILVER SHADOW:
CORNICHE

Information Sheet No 4F31

Section 4F

Date 30 9 74

Page No. 1 off 1

TSD 2934

REAR HUBS

The length of the wheel studs has been reduced by .200" (5.1mm) and new piece numbers have been allocated.

Because they contain this part, the piece numbers of the hub assemblies have also been changed.

Parts are interchangeable; piece numbers are as follows:-

| DISPLACED | SPARES SCHEDULE REFERENCE | | NEW |
|-----------|------------------------------|------------------|----------|
| UG 13016 | F2/4, Above Item 1 | Assy Rear Hub-RH | UG 13918 |
| UG 13017 | F2/4, Item 1 | Assy Rear Hub-LH | UG 13917 |
| UG 13012 | F2/4, Above Item 1 | Wheel Stud-RH | UG 13926 |
| UG 13013 | F2/4, Item 3 | Wheel Stud-LH | UG 13925 |

Rnr/NM

CHAPTER G

TRANSMISSION, FINAL DRIVE AND CROSSMEMBER

TRANSMISSIONBENTLEY 'T' : SILVER SHADOW

A cast aluminium undercover has been introduced on cars fitted with the torque converter transmission, replacing the pressed steel undercover previously fitted.

This has necessitated some minor modifications to the transmission and rear engine mounting plate.

The tapped holes in the transmission to which the undercover is attached, have been increased in diameter and the welded gussets on the rear engine mounting plate have been re-positioned to avoid a foul. Longer setscrews are required to secure the undercover to the adaptor and the oil cooler to its mounting brackets.

Parts are not interchangeable.

Piece numbers are as follows:-

DISPLACEDNEW

| | | |
|-----------|---------------------------------------|-----------|
| UG.12434 | Assembly Undercover | UG.12833 |
| UG.12421 | Assembly Mounting Plate - Rear Engine | UG.12835 |
| UG.12758 | Transmission Assembly | UG.12836 |
| LC.971 | Setscrew - Undercover to Transmission | LC.2644 |
| UA.1252/Z | Washer | UA.1253/Z |
| UA.155/Z | Setscrew - Undercover to Adaptor | UA.157/Z |
| UA.102/Z | Setscrew - Oil Cooler | UA.104/Z |

The following are the car numbers to which this modification has been fitted:-

| | | |
|---------------------|---|--|
| Standard Saloons | - | Car numbers SRX.4308, SBX.4316 and onwards |
| L.H. Coachbuilt | - | Car number CRX. 5035 and onwards |
| R.H. Coachbuilt | - | Car number CBH. 5020 and onwards |
| Special U.S.A. Cars | - | Car number SRX. 6249 and onwards |

Spares Information Sheet issued for

Bentley T : Silver Shadow

Section G

Information Sheet No. 4.G.45

Page No. 1 of 1

Date 21 12 71

TRANSMISSION

On cars fitted with the 1971 and 1972 models of the Torque Converter Transmission, the piece number of the Governor Assembly has been changed.

The new part will be supplied for all replacements on the above Transmission models.

Piece numbers are as follows :-

DISPLACED

GM 8627146

Governor Assembly.

NEW

GM 8627441

Printed in England

CWL/NM

Spares Information Sheet issued for
Bentley T : Silver Shadow

Section G
Information Sheet No. 4.G.46
Page No. 1 of 1
Date 21 12 71

TRANSMISSION

On cars fitted with the 1971 and 1972 models of the Torque Converter Transmission, the piece number of the Rear Extension Assembly has been changed.

The new part will be supplied for all replacements on the above Transmission models.

Piece numbers are as follows:-

DISPLACED

GM 8627230

Extension Assembly.

NEW

GM 8627005

Printed in England

Cwt/NM

Spares Information Sheet issued for
PHANTOM VI

Section G
 Information Sheet No. 4.G.47
 Page No. 1 of 2
 Date 10.4.72

OIL COOLER GEARBOX (SERVICE BULLETIN AG.21)

An improved gearbox oil cooler system is being introduced to replace the cooler described in (Service Bulletin AG.21).

None of the parts are interchangeable and all the superseded parts will continue to be supplied for replacement purposes.

Part Numbers are as follows:-

| <u>DISPLACED</u> | | <u>NEW</u> |
|------------------|---|------------|
| RH.8354 | Assy. - Cover - Upper Oil Cooler Matrix | |
| RH.8355 | Sub-Assy. - Cover - Upper | |
| RH.8356 | Cover - Upper | |
| UD.17285 | Tapping Block | |
| RH.8361 | Sealing Strip - Top - Cover | |
| RH.8362 | Sealing Strip - Side - Cover | |
| RH.8363 | Retaining Strip - Seal - Top - Cover | |
| RH.8364 | Retaining Strip - Side - Cover | |
| XB.13854 | 'Pop' Rivet - Strip to Cover | |
| RH.8357 | Assy. Cover - Lower - Oil Cooler Matrix | |
| RH.8358 | Cover - Lower | |
| RH.8002 | Oil Cooler Matrix | UR.17528 |
| UA.101/Z | Bolt Matrix to Upper Cover | |
| UA.301/Z | Nut | |
| UA.1251/Z | Washer | |
| RH.8359 | Bracket - Support - Cover | |
| UA.102/Z | Bolt - Support Bracket to Wing Flange | |
| XC.178/Z | Setscrew - Support Bracket to Matrix Cover | |
| X.4404/Z | Washer | |
| RH.8360 | Plate - Support - Cover | |
| UA.1501/Z | Setscrew - Support Plate to Upper Cover | |
| RH.8365 | Assy. Pipe - Oil Cooler Matrix to Hose Return | UR.17611 |
| RH.8366 | Pipe - Oil Cooler Matrix to Hose Return | UR.17609 |
| RE.14823 | Nut | UA.5853/Z |
| RH.8373 | Nipple | UA.5903 |
| RH.8367 | Assy. Pipe - Oil Cooler Matrix to Hose Feed | UR.17612 |
| RH.8368 | Pipe - Oil Cooler Matrix to Hose Feed | UR.17610 |

Continued...

Spares Information Sheet issued for

PHANTOM VI

Section G

Information Sheet No. 4.G.47

Page No. 2 of 2

Date 10.4.72

DISPLACEDNEW

Lower Mounting Bracket - R.H. - Matrix

UR.17613

Lower Mounting Bracket - L.H. - Matrix

UR.17620

Top Steady Bracket - R.H. - Matrix

UR.17624

Top Steady Bracket - L.H. - Matrix

UR.17625

Feed and Return Pipes - Clip

SPC.1020

Grommet Valance Aperture

RD.3097

Printed in England

Cwt/KH/GL

Spares Information Sheet issued for

BENTLEY T : SILVER SHADOW

Section G

Information Sheet No. 4.G.48

Page No. 1 of 1

Date 13 5 72

TRANSMISSION

On cars fitted with Torque Convertor Transmission, minor changes have been made to the gearbox assembly.

This has necessitated a reduction in the length of the Coupling Flange Assembly of 0.625 in.(15,9 mm.).

The new Coupling Flange Assembly will be supplied for all replacements, when existing stocks have been used up, in the meantime, however, it must always be fitted to cars which it was original equipment.

The new gearbox can be used for replacements on earlier cars if the new coupling flange is also fitted, however, the instructions given in Spares Information Sheet 4.G.41 must also be complied with.

Piece numbers are as follows :-

DISPLACEDNEW

| | | |
|----------|----------------------------|----------|
| UG 13412 | Assembly - Gearbox | UG 13767 |
| UG 12357 | Assembly - Coupling Flange | UG 13383 |

Cwt/KH/NM

Spares Information Sheet issued for

BENTLEY T : SILVER SHADOW

Section G

Information Sheet No. 4.G.49

Page No. 1 of 1

Date 18 5 72

TRANSMISSION

The piece number of the L.H. Bearing Housing (Spares Schedule Sheet G27/2, Item 69) has been changed.

The new part will be supplied for all replacements.

Piece numbers are as follows :-

DISPLACEDNEW

UG 12107

Bearing Housing - L.H.

UG 13435

Cwt/KH/NM

Spares Information Sheet issued for

BENTLEY 'T' : SILVER SHADOW

Section G

Information Sheet No. 4.G.50

Page No. 1 of 1

Date 16 5 72

TRANSMISSION

On Torque Converter Transmissions, produced after serial number 72.RR.2268, the method of providing lubrication to the governor has been changed. In effect, the lubrication hole in the output shaft has been deleted and a flat provided on the governor sleeve to provide a passage for lubrication oil. Because it contains these parts, the piece number of the gearbox assembly has been changed.

Output shafts with or without the lubrication hole are suitable for use with the new governor and for this reason, the existing shaft, piece number 8625963, will continue to be supplied for all replacements. The new governor, piece number 8627441, must always be fitted to gearboxes on which it was original equipment.

The new gearbox assembly is completely interchangeable with the one described in Spares Information Sheet 4.G.48 and can be used for replacements on earlier cars, providing the appropriate instructions given in Spares Information Sheets 4.G.41 and 4.G.48 are carried out.

Piece numbers are as follows :-

DISPLACEDNEW

UG 13767

Assembly-Gearbox

UG 13801

Spares Information Sheet issued for
BENTLEY T : SILVER SHADOW

Section G
Information Sheet No. 4.G.51
Page No. 1 of 1
Date 19 5 72

TRANSMISSION

The piece number of the oil seal (Spares Schedule Sheet G.4 Item 3) has been changed.

The new part will be supplied for all replacements when existing stocks have been used up.

Piece numbers are as follows :-

DISPLACED

UG 11198

Oil Seal

NEW

RH 8586

Cwt/KH/NM

Spares Information Sheet issued for
BENTLEY 'T' SERIES : SILVER SHADOW

Section G
Information Sheet No. 4-G-52
Page No. 1 of 1
Date 16 1 73

TRANSMISSION
(SPARE PARTS LIST A7/8 - G15/4)

A change has been made to the position of the restrictor in the gearbox modulator vacuum pipe since Spares Information Sheet 4.G.34 was issued, this has necessitated changes to the manifold adaptor and modulator vacuum pipe.

The restrictor is now a separate item and not incorporated in the adaptor, parts are not interchangeable.

Part Numbers are as follows:-

| <u>DISPLACED</u> | | <u>NEW</u> |
|------------------|---|------------|
| UE.33635 | Adaptor - TV Vacuum Connection (SPL A7/8 item 32) | UE.38381 |
| UG.12728 | Assembly Pipe - TV Vacuum (SPL G15/4 item 34) | UG.13880 |
| | Restrictor-Manifold pipe to Gearbox Modulator | UG.13879 |

The following are the car serial numbers to which the above modification was fitted.

4 Door Saloons:- SRB.14954 and all subsequent cars
2 Door Coachbuilt Convertible:- DRB.14991 and all subsequent cars.
2 Door Coachbuilt Saloon:- CRB.15052 and all subsequent cars.
Long Wheel Base Saloon:- LRB.15056 and all subsequent cars

Cwt/KH/GL

Spares Information Sheet issued for

BENTLEY 'T' : SILVER SHADOW

Section G

Information Sheet No. 4 G 53

Page No. 1 of 2

Date 2 1 73

GEARBOX ELECTRIC ACTUATOR

Since the commencement of production of the Bentley 'T' series and Silver Shadow, there have been several changes to the six position gearbox actuator used on cars fitted with the GM gearbox; this sometimes gives rise to uncertainty as to which one is applicable to a particular car.

No such difficulty arises in the case of cars fitted with the RR manufactured gearbox which was used on early right-hand drive cars. The same five position actuator, UG 11338, was used throughout.

Referring again to the six position actuator, the original one fitted was UG 12234. Unfortunately supplies of some of the components used in it became unobtainable and it became necessary to re-design. The new actuator UG 13492 was not interchangeable with its predecessor.

The next change was the introduction of a permanent magnet motor; actuator piece number changing to RH 2550. Minor internal wiring changes were introduced, and the actuator piece number became RH 2551. In fact a very simple wiring change to RH 2551 converted it to RH 2552 and in this form it can be used in place of RH 2550 details of the necessary wiring changes are given in Bulletin SY/GM 41.

Applications of the various actuators are as follows:-

UG 11338 is for all cars with a five position gear selector.

UG 12234 is for all cars with a six position gear selector prior to serial number 8839.

UG 13492 is for all cars fitted with a six position gear selector from serial number 8839 to 8861.

RH 2551 is for use on the following cars:-

Standard Saloons - SRH 13754 and onwards.

Coachbuilt Saloons for USA and Canada - CRA 13459 and onwards.

Coachbuilt Saloons other than USA and Canada - CRH 13984 and onwards.

Convertibles for USA and Canada - DRA 13413 and onwards.

Convertibles other than USA and Canada - DRH 13861 and onwards.

Continued

Spares Information Sheet issued for

BENTLEY 'T' : SILVER SHADOW

Section G

Information Sheet No. 4 G 53

Page No. 2 of 2

Date 2 1 73

Long Wheelbase cars for USA and Canada - LRA 13921 and onwards

Long Wheelbase cars other than USA and Canada - LRX 13973 and onwards.

RH 2550 and RH 2552 are both suitable for cars from serial number 9001 up to the serial numbers quoted above.

Printed in England

Cwt/KH/NM

Applicable to:BENTLEY 'T' : SILVER
SHADOWInformation Sheet No. 4.G.54 Issue 3
Section G
Date 26 4 73
Page No. 1 of 2GEARBOX ELECTRIC ACTUATOR

In order to improve ventilation of the actuator, the material specification and point of termination of the breather pipe have been changed.

A single pipe, which terminates in the lower wall of the drive shaft tunnel, see Spares Schedule Page L13/2 Item 40, replaces a pipe and extension which terminated in the crossmember at the rear of the gearbox.

Details of the affected parts are as follows :-

| <u>DISPLACED</u> | <u>SPARES SCHEDULE REFERENCE</u> | | <u>NEW</u> |
|------------------|--------------------------------------|-------------------------|------------|
| UG 12439 | G 25/4,Item 61 | Assembly Breather Pipe | |
| UG 12944 | G 25/4,Item 66 | Extension Breather Pipe | |
| UR 14205 | G 25/4,Item 65 | Clip | |
| UD 12523 | G 25/4,Item 67 | Clip | |
| UA 8801/2 | G 25/4,Item 68 | Drive Screw | |
| UD 12182 | G 25/4,Item 69 | Adaptor | |
| 31260/0745 | L 13/2,Item 40 | Drive Shaft Tunnel | UB 30913 |
| | | Assembly Breather Pipe | UG 13847 |
| | | Rivnut - Breather Pipe | SPC 1272 |

The following are the serial numbers of cars to which this modification has been fitted :-

Standard Saloons :- 15252, 15276, 15277, 15279, 15280,
15283, to 15298, 15300, 15302 and onwards.

Long Wheelbase Cars :- 15265, 15266, 15269, 15270, 15319,
15321, 15323 to 15326, 15328 and onwards.

Continued

Applicable to:

BENTLEY 'T' : SILVER SHADOW

Information Sheet No.4.G.54 Issue 3

Section G

Date 26 4 73

Page No. 2 of 2

Coachbuilt Saloons :- 15205, 15208, 15312 and onwards.

Convertibles :- 15204, 15207, 15256 and onwards.

Re-issued to amend car serial numbers.

2nd Re-issue to correct car serial numbers :- 15204 was 15024.

Cwt./KH

Applicable to:

BENTLEY 'T' : SILVER SHADOW
(CARS WITH EXHAUST EMISSION CONTROL)

Information Sheet No 4 G 55
Section G Issue 2
Date 21 3 73
Page No. 1 of 1
TSD 2934

TRANSMISSION

The vacuum modulator on the Torque Converter Transmission, fitted to the above series motor cars, has been changed, in order to accommodate recent engine modifications.

Because it contains this part, the piece number of the gearbox assembly has also been changed.

The new gearbox can be fitted on non emission control and earlier series cars, providing the modulator is replaced by the one removed from the displaced gearbox and the instructions given in Spares Information Sheets 4.G.41 and 4.G.48 are carried out as required.

Piece numbers of the affected parts are as follows:-

| DISPLACED | | NEW |
|-----------|------------------|---------|
| UG13801 | Assembly Gearbox | UG13832 |
| 8625976 | Modulator | 3027842 |

The displaced parts are still required on cars which do not have exhaust emission control.

The following are the serial numbers of cars to which the above modification has been fitted:-

| | | |
|---------------------|---|------------------------------------|
| Standard Saloons | - | SRB 14954 and all subsequent cars. |
| Coachbuilt cars | - | CRB 15052 and all subsequent cars. |
| Convertibles | - | DRB 14991 and all subsequent cars. |
| Long Wheelbase cars | - | LRB 15056 and all subsequent cars. |

Re-issued to amend piece numbers.

Cwt/KH/NM

Applicable to:

BENTLEY 'T' : SILVER SHADOW : CORNICHE

Information Sheet No. 4 G 56

Section G

Date 22 3 73

Page No. 1 of 1

TSD 2934

TRANSMISSION

On cars fitted with Torque Converter Transmission, the piece numbers of the following parts have been changed.

The new parts will be supplied for replacements when existing stocks have been used up.

Piece numbers are as follows:-

| <u>DISPLACED</u> | <u>SPARES SCHEDULE REFERENCE</u> | | <u>NEW</u> |
|------------------|--------------------------------------|----------------------------------|------------|
| GM 8623788 | G15/4, Item 11 | Assy. Detent Solenoid | GM 1993620 |
| GM 0179795 | G15/4, Item 13 | Setscrew - Solenoid | GM 0180020 |
| GM 8625428 | G15/4, Item 18 | Assy. Intake Pipe | GM 8626886 |
| GM 1357282 | G15/4, Item 32 | Retainer - Modulator | GM 8627650 |
| GM 8626287 | G18/1, Item 20 | Setscrew - Pump to Case | GM 8627677 |
| GM 8623714 | G.21, Item 3 | Shaft - Manual | GM 8627206 |
| GM 8624471 | G22/2, Item 18 | Assy Screen - Governor | GM 8627468 |
| GM 8626876 | G22/2, Below Item 18 | Assy Screen - Governor | GM 8627509 |
| GM 0108586 | G22/2, Item 21 | Setscrew - Valve Body to Case | GM 0179802 |

Cwt/KH/NM

Applicable to:

BENTLEY 'T' : SILVER SHADOW :
CORNICHE

TSD 2934

Information Sheet No. 4.G.57

Section G

Date 24 5 73

Page No. 1 of 1

GEARBOX ELECTRIC ACTUATOR

The material specification of the joint (Spares Schedule Sheet G25/4, Item 55) has been changed and a new piece number allocated.

The new part will be supplied for all replacements when existing stocks have been used up.

Piece numbers are as follows:-

DISPLACEDNEW

UG.11279

Joint - Cover to Main Casing

UG.13937

Cwt/KH/NM

Applicable to:

BENTLEY 'T' : SILVER SHADOW

T.S.D. 2934

Information Sheet No. 4.G.58

Section G

Date 24 5 73

Page No. 1 of 1

TRANSMISSION

The piece number of the Detroit Pot Assembly (Spares Schedule Sheet G27/2, Item 15) has been changed.

The new part will be supplied for all replacements when existing stocks have been used up.

Piece numbers are as follows:-

DISPLACED

UG.12081

Assembly Detroit Pot

NEW

UG.13857

Cwt/KH/NM

Applicable to: BENTLEY 'T' : SILVER SHADOW

Information Sheet No. 4.G.59
Section G
Date 23 11 73
Page No. 1 of 1

TRANSMISSION

On cars fitted with Torque Convertor Transmission, the piece number of the following part has been changed.

The new part will be supplied for replacements when existing stocks have been used up.

Piece numbers are as follows:-

| <u>DISPLACED</u> | <u>SPARES SCHEDULE REFERENCE</u> | <u>NEW</u> |
|------------------|--------------------------------------|------------|
| GM 8625976 | G15/4, Item 30 Vacuum Modulator Assy | GM 3027222 |

Cwt/KH/NM

Applicable to: BENTLEY 'T' : SILVER SHADOW

Information Sheet No. 4.G.60
Section G
Date
Page No. 1 of 1
TSD 2934

TRANSMISSION

On cars fitted with Torque Convertor Transmission, the piece number of the following part has been changed.

The new part will be supplied for replacements when existing stocks have been used up.

Piece numbers are as follows:

| <u>DISPLACED</u> | <u>SPARES SCHEDULE REFERENCE</u> | <u>NEW</u> |
|------------------|--------------------------------------|--|
| GM. 8625963 | G16/2 Item 7 | Assy Shaft and Bushing Output GM.8627455 |

Cwt/KH/NM

Applicable to: BENTLEY 'T' SERIES
SILVER SHADOW & CORNICHE ,

Information Sheet No. 4 - G - 61
Section G
Date
Page No. 1 of 1

GEARBOX OIL COOLER
(SPARE PARTS LIST G15/4)

A change has been made on the hoses, gearbox to oil cooler.

Pieces are interchangeable and will be supplied for replacements when current stocks are used up.

Part numbers are as follows:-

DISPLACED

NEW

| | | |
|----------|---|----------|
| UG 13756 | Hose - Gearbox outlet (SPL.G15/4 Item 69) | UG 13915 |
| UG 13757 | Hose Assembly - Gearbox inlet (SPL.G15/4 Item 70) | UG 13916 |

Cwt/KH/GL

Applicable to: BENTLEY 'T' : SILVER SHADOW

Information Sheet No. 4.G.62

Section G

Date

Page No. 1 of 1

TSD 2934

TRANSMISSION

On cars fitted with Torque Converter Transmission, the piece number of the following part has been changed.

The new part will be supplied for replacements when existing stocks have been used up.

Piece numbers are as follows:-

| DISPLACED | SPARES SCHEDULE REFERENCE | | NEW |
|-----------|-------------------------------------|----------------|-----------|
| GM8623148 | G16/2, Item 23 & G18/1, Item 14. | Ring-Oil Seal. | GM8626356 |

Rnr/NM

Applicable to: BENTLEY 'T' : SILVER SHADOW

Information Sheet No. 4 G 63

Section G

Date

Page No. 1 of 1

TSD 2934

CARS WITH EXHAUST EMISSION CONTROL

The Control Valve in the Torque Converter Transmission, fitted to the above series motor cars, has been changed, in order to accomodate recent engine changes.

Because it contains this part, the piece number of the gearbox assembly has been changed.

Parts are not interchangeable. Piece numbers are as follows:-

DISPLACED

NEW

UG 13832

Assembly Gearbox

UG 14000

GM 8627815

Control Valve Assembly

GM 8629188

Rnr/KH/NM

Applicable to: BENTLEY 'T' : SILVER SHADOW

Information Sheet No. 4 G 64

Section G

Date

Page No. 1 of 1

TSD 2934

NON EMISSION CONTROL CARS

The piece number of the gearbox assembly, fitted to the above series of motor cars, has been changed.

The new gearbox is completely interchangeable with the displaced part and can be fitted to earlier series cars, providing the instructions given in Spares Information Sheets 4 G 41 and 4 G 48 are carried out as required.

Piece numbers are as follows:-

DISPLACED

NEW

UG 13801

Assembly Gearbox

UG 14001

Printed in England

Rnr/KH/NM

Applicable to: BENTLEY 'T'
SILVER SHADOW

Information Sheet No. 4 G 65
Section G
Date
Page No. 1 of 1
TSD 2934

TRANSMISSION

The tie-bar which has so far been attached to the universal joint (Spares Schedule Sheet G27/2, Item 4) has been deleted and a new piece number has been allocated. Because it contains this part, the piece number of the half shaft assembly has also been changed.

The slot in the bearing cap (Spares Schedule Sheet F2/5, Item 26), which accommodated the tie-bar, has also been deleted.

The new bearing cap cannot be fitted to a car which has the tie-bar attached to the universal joint, the old cap, however, can be used with the new universal joint.

The new universal joint and half shaft assembly can be used for all replacements.

Piece numbers are as follows:

| <u>DISPLACED</u> | <u>SPARES SCHEDULE REFERENCE</u> | | <u>NEW</u> |
|------------------|--------------------------------------|-----------------------------|------------|
| UG 13686 | G27/2, Item 1 | Assembly Half Shaft | UG 14119 |
| UG 12178 | G27/2, Item 4 | Assembly Universal Joint | UG 14118 |
| UG 4505 | F2/5, Item 26 | Bearing Cap | UG 14117 |

Rnr/NM

Applicable to: BENTLEY 'T' - SILVER SHADOW

| | |
|-----------------------|--------|
| Information Sheet No. | 4 G 66 |
| Section | G |
| Date | |
| Page No. | 1 of 1 |

FINAL DRIVE

Both short trunnions (Spares Schedule Sheet G27/2, Items 56 and 57) now have the same depth of counterbore, formerly one trunnion had a deeper counterbore than the other.

The new part will be supplied for all replacements when existing stocks have been used up.

Piece numbers are as follows:-

DISPLACED

NEW

| | | |
|----------|---------------------------------|----------|
| UG 11049 | Trunnion - Short - Differential | |
| UG 11050 | Trunnion - Short - Differential | |
| | Trunnion - Short - Differential | UG 14159 |

Rnr/NM/JM

Applicable to: BENTLEY "T" AND SILVER SHADOW

Information Sheet No 4 G 67
 Section G
 Date
 Page No. 1 of 1

TRANSMISSION

On cars fitted with Torque Converter Transmission the piece numbers of the following parts have been changed:-

| DISPLACED | SPARES SCHEDULE REFERENCE | NEW |
|------------|---|------------|
| GM 8623061 | G17 Item 1) Housing and Race assy- G17/1 Item 1) Direct Clutch | GM 8627433 |
| GM 8625859 | G16/1 Item 14) Carrier assy - G16/2 Item 14) Reaction (Complete) | GM 8627893 |
| GM 8629209 | G23 Item 4 Gasket - Governor Cover | GM 8623263 |

Printed in England

Rnr/NM/JM

Applicable to: BENTLEY T : SILVER SHADOW : CORNICHE

| | |
|-----------------------|--------|
| Information Sheet No. | 4 G 68 |
| Section | G |
| Date | |
| Page No. | 1 of 1 |

TRANSMISSION

The design of the Detent Solenoid Assembly (Spares Schedule Sheet G15/4 Item 11) has been changed.

The new part will be supplied for all replacements, when existing stocks have been used up, however, when the new part is fitted, shorter attachment screws are necessary and the Gasket (Spares Schedule Sheet G15/4 Item 12) must be discarded.

The new Solenoid together with the shorter screws will be supplied as a package.

Piece numbers are as follows:-

DISPLACEDNEW

GM 1993620

Detent Solenoid Assembly

GM 8626974

Rnr/NM

CHAPTER H

WHEELS AND TYRES

Spares Information Sheet issued for
ROLLS-ROYCE CORNICHE CARS ONLY

Section H
Information Sheet No. 4.H.5
Page No. 1 of 1
Date 27.3.72

WHEEL DISCS

The design and material of the hub cap, fitted to the above series of motor cars, has been changed.

An Adhesive pad is now used to secure the hub cap to the wheel disc, the holes in the disc and the spire nuts, which have so far been used for retention purposes, have been deleted.

Because of the change in appearance, parts are not considered to be interchangeable except in complete sets.

Piece numbers are as follows :-

| <u>DISPLACED</u> | | <u>NEW</u> |
|------------------|----------------------------|------------|
| - | Assembly Wheel Disc - 'RR' | UG 13774 |
| UG 13454 | Wheel Disc | UG 13772 |
| UG 13481 | Hub Cap - 'RR' | UG 13770 |
| - | Adhesive Pad | UG 13773 |
| UG 4158 | Spire Nut | - |

Due to the limited demand for the Bentley Corniche, the original design of hub cap will continue to be fitted to these cars.

When existing stocks have been used up, the original RR hub cap will no longer be available; if a single disc is required for spares purposes, and the customer objects to the 'odd appearance', the new hub cap should be fitted all round.

Cwt/KH/NM

Spares Information Sheet issued for**BENTLEY T : SILVER SHADOW****Section H****Information Sheet No. 4.H.6****Page No. 1 of 1****Date 18 5 72****WHEELS AND TYRES**

The wheel rim balance weights (Spares Schedule Sheet H1/1, Item 7), are now being produced to metric dimensions and new piece numbers have been allocated.

The new parts will be supplied for all replacements when existing stocks have been used up.

Piece numbers are as follows :-

DISPLACED**NEW**

| | | |
|----------|-------------------------------------|----------|
| UG 12495 | Balance Weight - $\frac{1}{2}$ oz. | - |
| UG 12496 | Balance Weight - 1 oz. | - |
| UG 12497 | Balance Weight - $1\frac{1}{2}$ oz. | - |
| UG 12498 | Balance Weight - 2 oz. | - |
| UG 12499 | Balance Weight - $2\frac{1}{2}$ oz. | - |
| UG 12500 | Balance Weight - 3 oz. | - |
| - | Balance Weight - 15 grammes | UG 13791 |
| - | Balance Weight - 20 grammes | UG 13792 |
| - | Balance Weight - 30 grammes | UG 13793 |
| - | Balance Weight - 40 grammes | UG 13794 |
| - | Balance Weight - 50 grammes | UG 13795 |
| - | Balance Weight - 60 grammes | UG 13796 |
| - | Balance Weight - 70 grammes | UG 13797 |
| - | Balance Weight - 80 grammes | UG 13798 |

Cwt/KH/NM

Applicable to: BENTLEY 'T' SILVER SHADOW
NORTH AMERICAN CARS

Information Sheet No. 4 H 7
Section H
Date
Page No. 1 of 1
TSD 2934

WHEELS AND TYRES

The ventilated Wheel Discs, which have previously been fitted to all cars other than those destined for North America, (see Spares Information Sheet 4.H 4), are now being fitted to North American cars.

Piece numbers are as follows:-

| DISPLACED | | NEW |
|-----------|-----------------------------------|----------|
| UG 13194 | Assembly Wheel Disc (Rolls-Royce) | UG 13476 |
| UG 13195 | Assembly Wheel Disc (Bentley) | UG 13477 |

The following are the serial numbers of North American cars to which ventilated discs have been fitted:-

Standard Saloons - SRC 18269 and onwards.

Cwt/KH/NM

Applicable to: BENTLEY 'T' : SILVER SHADOW

Information Sheet No. 4 H 8
 Section H
 Date
 Page No. 1 of 3
 TSD 2934

WHEELS & TYRES

Larger tyres are now being fitted on the above series motor cars.

To accomodate the new tyres, changes have been made to various suspension, steering and body parts.

Parts are not interchangeable.

Piece numbers are as follows:-

STEERING & SUSPENSION PARTS

| DISPLACED | SPARES SCHEDULE REFERENCE | NEW |
|-----------|---|----------|
| UG 13016 | F2/4, Above item 1. Assy. Rear Hub RH. | UG 13460 |
| UG 13017 | F2/4, Item 1 Assy. Rear Hub LH. | UG 13461 |
| UG 12108 | F2/4, Item 16. Driving Shaft Rear. | UG 13483 |
| UR 17398 | E1/5, Item 1. Assy. Upper Lever & Bushes RH. | UR 17400 |
| UR 17399 | E1/5, Below Item 1. Assy. Upper Lever & Bushes LH. | UR 17401 |
| UR 18034 | E1/5, Item 9. Lower Ball Pin Carrier RH. | UR 18036 |
| UR 18035 | E1/5, Below Item 9. Lower Ball Pin Carrier LH. | UR 18037 |
| UR 16144 | E1/5, Item 25. Lower Triangle Lever Front RH. | UR 17684 |
| UR 16145 | E1/5, Below Item 26. Lower Triangle Lever Front LH. | UR 17683 |
| UR 17700 | E1/5, Item 28. Lock Stop Packing (.036" thick) RH. | UR 17704 |
| UR 17701 | E1/5, Below Item 28. Lock Stop Packing (.036" thick) LH | UR 17705 |

Applicable to: BENTLEY 'T' : SILVER SHADOW

Information Sheet No. 4 H 8
 Section H
 Date
 Page No. 2 of 3
 TSD 2934

| | | | |
|----------|---------------------|---------------------|----------|
| UR 17702 | E1/5, Above Item | Lock Stop Packing | UR 17706 |
| | 29. | (.064" thick) RH. | |
| UR 17703 | E1/5, Above Item | Lock Stop Packing | UR 17707 |
| | 29. | (.064" thick) LH. | |
| UR 18024 | D7/4, Item 6 in box | Assy Cross Steering | UR 17236 |
| | | Tube RH. | |
| UR 18025 | D7/4, Item 7 in box | Assy Cross Steering | UR 17237 |
| | | Tube LH. | |

BODY PARTS - STANDARD SALOONS

| | | |
|------------|--------------------------------------|------------|
| RH 8785 | Assy. Front Wing LH fixed fairing. | 33310/0049 |
| RH 8786 | Assy. Front Wing RH fixed fairing. | 33310/0048 |
| RH 8787 | Assy. Front Wing LH loose Fairing. | RH 8827 |
| RH 8788 | Assy. Front Wing RH loose fairing. | RH 8828 |
| RH 8793 | Assy. Outer Panel Front Wing LH. | 13310/0049 |
| RH 8794 | Assy. Outer Panel Front Wing RH. | 13310/0048 |
| 31260/1079 | Assy. Panel Tonneau Side LH. | 33310/0079 |
| 31260/1078 | Assy. Panel Tonneau Side RH. | 33310/0078 |
| 11260/1079 | Panel Tonneau Side LH. | 13310/0079 |
| 11260/1078 | Panel Tonneau Side RH. | 13310/0078 |
| UB 19589 | Undersheet Front Half Front Wing LH. | UB 31565 |
| UB 19588 | Undersheet Front Half Front Wing RH. | UB 31566 |
| UB 19591 | Undersheet Rear Half Front Wing LH. | UB 31567 |
| UB 19590 | Undersheet Rear Half Front Wing RH. | UB 31568 |
| UB 12389 | Moulding Kickstrip Sill. | UB 32029 |
| UB 13754 | Moulding Kickstrip Sill LWB. | UB 32028 |

BODY PARTS - 2 DOOR COACHBUILT CARS

| | | |
|----------|---|------------------|
| PW 55539 | Assy. Front Wing LH fixed fairing.) No | PW 55931 |
| PW 55538 | Assy. Front Wing RH fixed fairing.)marker | PW 55930 |
| PW 50121 | Side Panel LH Front Wing. |)light PW 55935 |
| PW 50120 | Side Panel RH Front Wing. |)recess PW 55934 |

Applicable to: BENTLEY 'T' : SILVER SHADOW

Information Sheet No. 4 H 8
 Section H
 Date
 Page No. 3 of 3
 TSD 2934

| | | |
|----------|--|----------|
| PW 55541 | Assy. Front Wing LH Loose Fairing. | PW 55933 |
| PW 55540 | Assy. Front Wing RH Loose Fairing. | PW 55932 |
| PW 54109 | Side Panel LH Front Wing. | PW 55937 |
| PW 54108 | Side Panel RH Front Wing. | PW 55936 |
| PW 55907 | Assy. Rear Wing LH Saloon without M/L recess hole. | PW 55939 |
| PW 55906 | Assy. Rear Wing RH Saloon without M/L recess hole. | PW 55938 |
| PW 55909 | Assy. Rear Wing LH Saloon with M/L recess hole. | PW 55941 |
| PW 55908 | Assy. Rear Wing RH Saloon with M/L recess hole. | PW 55940 |
| PW 55911 | Assy. Rear Wing LH Convertible without M/L recess hole. | PW 55949 |
| PW 55910 | Assy. Rear Wing RH Convertible without M/L recess hole. | PW 55948 |
| PW 55913 | Assy. Rear Wing LH Convertible with M/L recess hole. | PW 55951 |
| PW 55912 | Assy. Rear Wing RH Convertible with M/L recess hole. | PW 55950 |
| PW 55815 | Undersheet Front Half Front Wing LH. | UB 31565 |
| PW 55814 | Undersheet Front Half Front Wing RH. | UB 31566 |
| PW 55817 | Undersheet Rear Half Front Wing LH. | PW 55991 |
| PW 55816 | Undersheet Rear Half Front Wing RH. | PW 55990 |

Cwt/KH/NM

Applicable to: BENTLEY 'T' : SILVER SHADOW

Addendum
Information Sheet No. 4 H 8
Section H
Date
Page No. 1 of 1

WHEELS AND TYRES

The following are the serial numbers of cars to which this modification has been fitted:-

| | |
|----------------------------|--------------------------|
| Silver Shadow Saloons | - SRC 18269 and onwards. |
| Bentley 'T' Series Saloons | - SBC 18225 and onwards. |
| Corniche Saloons | - CRH 18564 and onwards. |
| Corniche Convertibles | - DRH 18563 and onwards. |

Car serial numbers for Long Wheelbase cars will follow when they are available.

Cwt/KH/NM

CHAPTER J

STEERING

Spares Information Sheet issued for
Bentley T : Silver Shadow

Section J
Information Sheet No. 4.J.28
Page No. 1 of 1 (ISSUE 2)
Date 25 11 71

STEERING

A steering box with an increased ratio and which operates at higher pressure is now being fitted.

To accommodate this, the steering pump, pressure line hoses and pendulum lever have also been changed. The return pipe extension assembly on right-hand drive cars has been re-routed, and new return pipe retention clips fitted.

The new hoses will be supplied for all replacements when existing stocks have been used up, in the meantime however, they must always be used for replacements on cars to which they were original equipment. Other parts are not interchangeable unless the complete modification is fitted.

Piece numbers are as follows:-

DISPLACED

NEW

| | | |
|----------|--|----------|
| UR 15600 | Assy. Steering Box - R.H. drive cars | UR 17108 |
| UR 15601 | Assy. Steering Box - L.H. drive cars | UR 17109 |
| UE 34307 | Assy. Steering Pump | UE 36935 |
| UR 13344 | Pendulum Lever - R.H. drive cars | UR 17106 |
| UR 13345 | Pendulum Lever - L.H. drive cars | UR 17105 |
| UR 14907 | Assy. Hose - Pump to Steering Box - R.H. drive cars | UR 17110 |
| UR 14908 | Assy. Hose - Pump to Steering Box - L.H. drive cars | UR 17111 |
| UR 15052 | Assy. Extension Pipe - Return - Box to Pump (R.H. drive cars) | UR 17636 |
| UR 15050 | Clip - Extension Pipe to Steering Box | |
| | Clip - Extension Pipe to Steering Box (R.H. drive cars) | UR 17634 |
| | Clip - Extension Pipe to Steering Box (L.H. drive cars) | UR 17635 |

Re-issued to amend typescript and add further parts and part numbers.

Cwt/KH/NM

Spares Information Sheet issued for

BENTLEY T : SILVER SHADOW

Section J

Information Sheet No. 4.J.29

Page No. 1 of 1

Date 18 5 72

STEERING

Since Spares Information Sheet 4.J.28 was issued the steering box return pipe clips have been changed.

The small, handed clips, which have so far been used in this application, have been replaced by a large, unhandled clip, which secures the return pipe to the steering box.

When existing stocks have been used up, the new clip will be supplied for all replacements of the displaced parts.

Piece numbers are as follows :-

DISPLACEDNEW

| | | |
|----------|--|----------|
| UR 17634 | Clip - Extension Pipe to Steering Box (R.H. drive cars) | - |
| UR 17635 | Clip - Extension Pipe to Steering Box (L.H. drive cars) | - |
| | Clip - Extension Pipe to Steering Box | UR 17945 |

The following existing part will also be required:-

UR 853 - Bush

Cwt/KH/NM

Spares Information Sheet issued for

BENTLEY T : SILVER SHADOW

Section J

Information Sheet No. 4.J.30

Page No. 1 of 1

Date 18 5 72

STEERING

The material specification of the metal pipes, which run from the steering box and steering pump to the oil cooler, has been changed.

The new parts will be supplied for all replacements when existing stocks have been used up.

Piece numbers are as follows :-

DISPLACEDNEW

| | | |
|----------|---|----------|
| UR 15051 | Assembly Extension Pipe - Steering Box to Oil Cooler (L.H. drive cars). | UR 17837 |
| UR 17636 | Assembly Extension Pipe - Steering Box to Oil Cooler (R.H. drive cars). | UR 17840 |
| UE 34286 | Pipe - Return - Steering Box to Oil Cooler (L.H. drive cars). | UR 17833 |
| UE 34287 | Pipe - Return - Steering Box to Oil Cooler (R.H. drive cars). | UR 17834 |
| UE 34288 | Pipe - Oil Cooler to Steering Pump. | UR 17835 |

Cwt/KH/NM

Spares Information Sheet issued for
BENTLEY 'T' : SILVER SHADOW

Section J
Information Sheet No. 4.J.31
Page No. 1 of 1
Date 26 9 72

STEERING

The piece number of the Cross Steering Tube Assemblies
(Spares Information Sheet 4.E.17) have been changed.

The new parts will be supplied for all replacements when
existing stocks have been used up.

Piece numbers are as follows:-

DISPLACED

NEW

| | | |
|----------|-------------------------------------|----------|
| UR 17402 | Assembly Cross Steering Tube - R.H. | UR 18024 |
| UR 17403 | Assembly Cross Steering Tube - L.H. | UR 18025 |

Cwt/KH/NM

Spares Information Sheet issued forBENTLEY 'T' SERIES, SILVER SHADOW &
PHANTOM VI

Section J

Information Sheet No. 4.J.32

Page No. 1 of 1

Date 28 9 72

POWER STEERING PUMP (SAGINAW)

(SPARE PARTS LIST D.9 AMENDMENT 3)

A modification has been made to the steering pump mounting plate to facilitate belt adjustment the new piece will be supplied for all replacements when current stocks are used up.

Piece numbers are as follows:-

DISPLACEDNEW

UE.33711

Assembly rear pivot plate -
steering pump

UE.37321

Printed in England

Cwt/KH/GL

Applicable to:

BENTLEY 'T' : SILVER SHADOW : CORNICHE

Information Sheet No 4 J 33
Section J
Date 16 3 73
Page No. 1 of 1
TSD 2934

STEERING

The piece number of the socket head screw (Spares Schedule Sheet D4/1, Item 14) has been changed.

The new part will be supplied for replacements when existing stocks have been used up.

Piece numbers are as follows:-

DISPLACED

UR 15691

Socket head screw

NEW

SPC 1405

CWL/KH/NM

Applicable to:

BENTLEY 'T' : SILVER SHADOW

TSD 2934 4.J.34
 Information Sheet No. Issue 2
 Section J
 Date 22 6 73
 Page No. 1 of 1

STEERING

Minor modifications have been made to the energy absorbing steering column assembly and new piece numbers have been allocated.

When existing stocks have been used up, the new parts will be supplied for all replacements, however, in order to fit the new column, it will be necessary to fit a rubber washer between the lower mounting tube and the toeboard and to change the upper mounting clamps.

Piece numbers of the affected parts are as follows:-

| <u>DISPLACED</u> | <u>SPARES SCHEDULE REFERENCE</u> | | <u>NEW</u> |
|------------------|--------------------------------------|--|------------|
| UR.15914 | D4/1, Below Item 1 | Assy. Steering Column (Right Hand Drive Cars) | UR.18266 |
| UR.15913 | D4/1, Item 1 | Assy. Steering Column (Left Hand Drive Cars) | UR.18267 |
| SPC.1405 | D4/1, Item 14 | Screw - Upper Mounting | SPC.1189 |
| | | Washer - Steering Column Mounting | UR.18273 |
| UG.16016 | D3/2, Item 57 | Clamp - Gear Change Selector Base | UR.18079 |
| UR.11827 | D3/2, Item 61 | Assy. Clamp - Cowl to Column | UR.18077 |

Re-issued to amend piece numbers as follows:-

UR.18079 was UR.18077
 UR.18077 was UR.18079

Cwt/KH/NM

Applicable to: BENTLEY 'T' SILVER SHADOW

| | |
|-----------------------|----------|
| | Addendum |
| Information Sheet No. | 4 J 34 |
| Section | J |
| Date | |
| Page No. | 1 of 1 |

STEERING

The following are the serial numbers of cars to which this modification has been fitted:-

Standard Saloons: SRB 15556, SRH 16214 and onwards
SBH 16449 onwards.

Long Wheelbase Cars: LRH 16736 onwards.

Coachbuilt Cars: CRB 15434, DRB 15936 and all subsequent 2 Door USA/Canadian cars.

CRH 167578 and all other 2 Door cars.

Cwt/KH/NM

Applicable to: BENTLEY 'T' : SILVER SHADOW LH
DRIVE CARS WITH SAGINAW STEERING BOX

Information Sheet No. 4 J 35
Section J
Date 3 8 73
Page No. 1 of 1
TSD 2934

STEERING

On current production cars, the steering box extension pipe assembly (Spares Schedule Sheet D6/5, Item 47) has been re-routed.

When existing stocks have been used up, the new part will be supplied for all replacements.

When the new pipe is fitted, the clip (Spares Schedule Sheet D6/5, Item 70) is discarded.

Piece numbers are as follows:-

DISPLACED

NEW

| | | |
|----------|-------------------------|----------|
| UR 17837 | Assembly Extension Pipe | UR 18660 |
|----------|-------------------------|----------|

| | | |
|----------|------|--|
| UR 17945 | Clip | |
|----------|------|--|

The displaced part UR 17945 is still required on right hand drive cars.

Cwt/KH/NM

Applicable to: BENTLEY 'T' : SILVER SHADOW

Information Sheet No 4.J.36
Section J
Date
Page No. 1 of 1
TSD 2934

STEERING

Since Spares Information Sheet 4.E.17 was issued, minor modifications have been made to the side steering levers.

If the new levers were fitted as replacements, it would be necessary to re-adjust the height of the steering crossbeam and because of this, the new parts cannot be considered interchangeable.

Piece numbers are as follows:-

DISPLACEDNEW

| | | |
|----------|----------------------------|----------|
| UR 16224 | Side Steering Lever - R.H. | UR 18370 |
| UR 16223 | Side Steering Lever - L.H. | UR 18371 |

Cwt/KH/NM

Applicable to: BENTLEY 'T' : SILVER SHADOW

ADDENDUM
 Information Sheet No. 4.J.36
 Section J
 Date
 Page No. 1 of 1
 TSD 2934

STEERING

The following are the serial numbers of cars to which this modification has been fitted:-

- | | |
|---------------------|---|
| Standard Saloons | - SRX 16616, SRB 16628, SRH 16630 to SRH 16637, SRH 16649 to SBH 16652, SRX 16654 to SRB 16656, SRX 16658 to SRH 16660, SRX 16662, SRH 16663, SRB 16664, SRH 16666 onwards. |
| Long Wheelbase cars | - LRB 16589 onwards. |
| Convertibles | - DRB 16716, DRB 16776, DRB 16777, DRX 16779, DRH 16783, DRB 16786 onwards. |
| Coachbuilt saloons | - CRH 16785 onwards. |

Cwt/KH/NM

Applicable to: BENTLEY 'T' : SILVER SHADOW

Information Sheet No. 4.J.37
Section J
Date
Page No. 1 of 1
TSD 2934

STEERING

It has been established that chrome plating the heads of the lower to upper cowling securing screws is unnecessary and when existing stocks have been used up, screws with cadmium plated heads will be supplied for replacements.

Parts are identical except for the finish.

Piece numbers are as follows:

| <u>DISPLACED</u> | <u>SPARES SCHEDULE REFERENCE</u> | | <u>NEW</u> |
|------------------|--------------------------------------|-------|------------|
| UA.6728/E | D3/2 Item 64 | Screw | UA.6728/Z |
| UA.6726/E | D3/2 Item 66 | Screw | UA.6726/Z |

Cwt/KH/NM

Applicable to: BENTLEY 'T' SILVER SHADOW

Information Sheet No. 4 J 38
Section J
Date
Page No. 1 of 1
TSD 2934

STEERING PUMP

Supplies of the Filler Cap Assembly CD 4993 are no longer available and when existing stocks have been used up, Filler Cap Assembly CD 5631 will be supplied for all replacements.

Cwt/KH/NM

Applicable to: BENTLEY 'T' : SILVER SHADOW

Information Sheet No. 4 J 39
Section J
Date
Page No. 1 of 1
TSD 2934

STEERING

It has been established that chrome plating the lower cowl to clamp securing screws is unnecessary and when existing stocks have been used up, cadmium plated screws will be supplied for replacements.

Parts are identical except for the finish.

Piece numbers are as follows:

| DISPLACED | SPARES SCHEDULE REFERENCE | | NEW |
|-----------|------------------------------|-------|-----------|
| UA 6834/E | D3/2 Item 64 | Screw | UA 6834/Z |

Rnr/NM

Applicable to:

BENTLEY 'T' AND SILVER SHADOW

Information Sheet No. 4 J 40
 Section J
 Date
 Page No. 1 of 1
 TSD 2934

STEERING

A moulded hose is now being fitted between the Oil Cooler Return Pipe and the Steering Pump, replacing the straight hose that has so far been used.

The new part should be used for all replacements in this application.

Piece numbers are as follows:

| <u>DISPLACED</u> | <u>SPARES SCHEDULE REFERENCE</u> | | <u>NEW</u> |
|------------------|--------------------------------------|------------------------------------|------------|
| UE 34330 | D6/5, Item 70 | Connecting Hose - Pipe to Pump. | UR 19391 |

The displaced part is still required in its other application, which is to connect the Steering Box Return Pipe to the Oil Cooler Pipe, on Right Hand Drive Cars.

Rnr/NM

Applicable to: BENTLEY T AND SILVER SHADOW

| | |
|-----------------------|--------|
| Information Sheet No. | 4-J-41 |
| Section | J |
| Date | |
| Page No. | 1 of 1 |

STEERING COLUMN

A steering cowl has been introduced to prevent light from the illuminated panel scale being reflected in the windscreen.

The new parts which are inter changeable will be supplied for replacements when displaced parts are no longer available.

Piece numbers are as follows:-

| DISPLACED | | NEW |
|-----------|-------------------------------------|----------|
| UR 17348 | Cowl - Assembly - Steering Column) | |
| UR 18091 | Cowl - Assembly - Steering Column) | UR 19008 |
| | (Australia only)) | |
| UR 17347 | Cowl - Upper and Lower halves | UR 18993 |
| UR 13681 | Window - Upper cowl | UR 19007 |
| UR 13680 | Bezel - Upper cowl window | |
| UR 18092 | Bezel - Upper cowl window | |
| | (Australia only) | |

Rnr/NM/JM

Applicable to: BENTLEY T AND SILVER SHADOW

Information Sheet No. 4-J-42
Section J
Date
Page No. 1 of 1

STEERING COLUMN

The piece numbers of the screws (Spares Schedule Sheet D3/2 Amendment 4 Items 54, 58 and 64) have been changed.

The new parts will be supplied for all replacements when existing stocks have been used up.

Piece numbers are as follows:-

DISPLACED

NEW

UA 8532/Z

Screw - Self Tapping

UB 17712

UA 6834/E

Screw - Clamp to cowl

UA 6834/Z

Rnr/NM/JM

Applicable to: CORNICHE

Information Sheet No 4--J-43
 Section J
 Date
 Page No 1 of 1
 TSD 2934

GEAR SELECTOR & DIRECTION INDICATOR
SPARE PARTS LIST D3/2

Minor changes have been made to the gear selector with speed control and the direction indicator switch on the above series motor cars.

Parts which are not interchangeable are as follows:

| | | |
|--------------------|--|----------|
| DISPLACED | | NEW |
| UB30915 | Gear Selector & Speed Control with wiring (1 off) | UR 19557 |
| UR18436 Item 70 | Direction Indicator Switch (1 off) | UR18096 |
| UB30917 | Gear Selector & Speed Control with wiring. (Australian cars) (1 off) | UR19558 |
| UR18437 | Direction Indicator Switch (Australian cars) (1 off) | UR18097 |

The following are the car serial numbers to which the above modification has been fitted:

CRX 21729, CRH 21998, DRH 22583 and onwards

Rnr/NM/HB

Applicable to: BENTLEY T SERIES : SILVER SHADOW :
CORNICHE : PHANTOM VI

Information Sheet No. 4 J 44
Section J
Date
Page No. 1 of 2
TSD 2934

STEERING PUMP
SPARE PARTS LIST D9/1

Changes have been made to the Steering pump on the above cars.

The drive pulley is now pressed onto the drive shaft.

The new assembly will be supplied when existing stocks have been used up.

DISPLACED

| | | | |
|----------|--|-------|----------|
| UE 36935 | Steering Pump and Pulley Assy | 1 off | UE 39652 |
| UE 37039 | Steering Pump and Pulley Assy (Phantom) | 1 off | UE 39655 |

The following are the car serial numbers to which the above modification has been fitted.

Standard car

| | | | |
|-----------|-------------|-----------|-----------|
| SRX 22867 | SRX 22858 | SRH 22896 | |
| SRH 22924 | SRH 22930 | SRH 22931 | SRH 22934 |
| SRH 22936 | SRH 22937 | SRE 22938 | SRH 22940 |
| SRX 22941 | SRH 22942 | SRH 22943 | SRH 22946 |
| SRE 22947 | SRH 22949 | SRX 22950 | SRH 22951 |
| SRE 22953 | SRH 22954 | SRH 22955 | SRE 22956 |
| SRX 22959 | SRH 22960 | SRH 22961 | SRE 22962 |
| SRH 22963 | SRX 22967 | SRH 22993 | SRH 22994 |
| SRE 22995 | SRH 22996 | SRE 22998 | SRH 22999 |
| SRE 23001 | SRH 23002 | SRX 23004 | SRH 23005 |
| SRH 23006 | SRH 23009 | SRE 23010 | SRH 23012 |
| SRE 23013 | SRX 23016 | SRH 23018 | SRH 23021 |
| SRH 23024 | and onwards | | |

Coachbuilt cars

DPH 22920 CRX 22986 and onwards

Applicable to: BENTLEY T SERIES : SILVER SHADOW :
CORNICHE : PHANTOM VI

Information Sheet No. 4 J 44

Section J

Date

Page No. 2 of 2

TSD 2934

LWB cars

LRX 23037 LRX 23041 LRE 23042 LRE 23046

LRH 23047 LRH 23048 LRE 23050 LRE 23051

LRH 23105 and onwards

Rnr/NM/HB

Applicable to: BENTLEY T : SILVER SHADOW :
CORNICHE

Information Sheet No. 4 J 45
Section J
Date
Page No. 1 of 1

STEERING

The piece number of the Steering Pump Drive Shaft (Spares Schedule Sheet D9/1 Item 10) has been changed. The new part will be supplied for all replacements.

Piece numbers are as follows:

DISPLACED

CD 5004

Drive Shaft

NEW

CD 5634

Rnr/NM/JM

Printed in England

Applicable to: BENTLEY T : SILVER SHADOW

Information Sheet No. 4 J 46
Section J
Date
Page No. 1 of 1

STEERING

The horn switch knob UR 15678 which has so far been fitted to cars destined for North America and Australia only, is now being fitted to all cars.

The knob UR 13948 which has so far been fitted to all cars, other than those for North America and Australia, has been deleted.

When stocks of UR 13948 have been used up, UR 15678 will be supplied for all replacements, in the meantime the latter parts must always be fitted to cars on which it was original equipment.

Rnr/NM/JM

CHAPTER K

HYDRAULIC SYSTEM (BRAKES AND LEVELLING)

Spares Information Sheet issued for
Bentley T Series : Silver Shadow

Section K
Information Sheet No. 4.K.76
Page No. 1 of 1
Date 3 1 72

ACCUMULATOR PIPES

Modified pipes are now being fitted between the brake pumps and accumulators. The original two piece pipes have been replaced by single 0.375 in. O.D. Bundy pipes.

In order to fit these it has been necessary to modify the brake pump and accumulator adaptors; assemblies including these adaptors therefore also change; they can be used for all replacements by changing the adaptors as necessary.

Pipes are not interchangeable.

Parts numbers are as follows:-

DISPLACED

NEW

| | | |
|----------|------------------------------------|----------|
| UE 36746 | Pump assy. | UE 37465 |
| UE 37213 | Valve casing assy. | UE 37466 |
| UE 36766 | Adaptor, pump | UE 37285 |
| UE 36767 | Adaptor, accumulator | UE 37292 |
| UR 16866 | Bracket | UE 37291 |
| UR 16863 | Bracket | UE 37291 |
| UR 16857 | Clip | SPC 1036 |
| UR 16854 | Clip | SPC 1036 |
| UR 16867 | Clip | UE 37293 |
| UR 16925 | Pipe Assy. Front | |
| UR 16927 | Pipe Assy. Rear | |
| UR 16924 | Pipe Assy. Front | |
| UR 16926 | Pipe Assy. Rear | |
| | Pipe Assy. Front | UR 17517 |
| | Pipe Assy. Rear | UR 17518 |
| UR 16858 | Clip | |
| | Clip, pipe rear pump to reservoir. | SPC 1035 |

Printed in England

Cwt/KH

Spares Information Sheet issued for
Bentley T Series : Silver Shadow

Section N
Information Sheet No. 4.K.77
Page No. 1 of 1 (Issue 2)
Date 3.3.72

BRAKE PUMPS

(SPARE PARTS LIST J1/6)

A change has been made to the Brake Pump cam follower tappet; the new part is interchangeable.

The new piece will be supplied for all replacements, this amends the part number quoted in Spares Information Sheet 4.K.66 Issue 2.

Part Numbers are as follows:-

DISPLACED

NEW

UE.36793 Cam Follower Tappet - Brake Pump

UE.36857

The above is issued for information only. These parts are included in Kit RH.2541 and not supplied as individual items.

Applicable to: BENTLEY 'T' SERIES SILVER SHADOW

Information Sheet No. 4K78

Section 4 K

Date

Page No. 1 of 1

TSD 2934 ISSUE 2

HYDRAULICS
SPARE PARTS LIST

The nylon ball accumulator valve cap seal has been deleted, an 'O' ring is now being used as a replacement and the 'O' ring, which was fitted between the hexagon on the sphere lower half and the sealing cap, had been deleted. A counterbore has been machined in the sphere lower half to accomodate the new 'O' ring.

Minor modifications have been made to the sealing cap, however, as far as spares are concerned both pieces will continue to be supplied.

Obviously the new sphere assembly can be used as a replacement for existing ones.

Piece numbers are as follows:-

| DISPLACED | | NEW |
|------------|--|-----------|
| UE. 36706 | Accumulator Sub-Assembly | UE. 37234 |
| UE. 35729 | Sealing Cap | UE. 37236 |
| UE. 36707 | Accumulator - Sub-Assembly (France only) | UE. 37237 |
| UE. 35730 | Sealing Cap (France only) | UE. 37239 |
| UE. 10149 | Sealing Ring | |
| - | Sealing Ring | UD. 11425 |
| AJ 6769941 | Nylon Ball | - |

Re-issued to amend type script.

Rnr/NM/HB

Spares Information Sheet issued for

BENTLEY T : SILVER SHADOW

Section K

Information Sheet No. 4.K.79

Page No. 1 of 1

Date 10.4.72

HYDRAULIC ACCUMULATOR PRESSURE SWITCH(SPARE PARTS LIST J1/6)

A new type of switch with a modified contact is now being fitted.

The connector on the existing cable end is not suitable for the new switch contact and it will be necessary to fit a link lead.

The new switch will be supplied for replacements.

Piece Numbers are as follows:-

DISPLACEDNEW

| | | |
|----------|---------------------------------------|----------|
| UD.14069 | Pressure switch brake accumulator. | UD.17952 |
| UE.37213 | Sub-assy. - Valve Casing accumulator. | UE.37917 |

The link lead RH.8502 should be ordered when replacements for UD.14069 are required.

These instructions cancel Spares Information Sheet 4.K.65 dated 8.3.1971.

Printed in England

Cwt/KH/GL

Applicable to:**BENTLEY 'T' : SILVER SHADOW****TSD 2934****Information Sheet No. 4.K.80****Section K****Date 9 7 73****Page No. 1 of 1****Addendum****BRAKES**

Please note that Information Sheet 4.K.80 Addendum is cancelled.

Cwt/KH/NM

Spares Information Sheet issued for

Bentley 'T' : Silver Shadow (except coachbuilt cars)

Section K
 Information Sheet No. 4.K.81.
 Page No. 1 of 1.
 Date 19 10 72

HYDRAULICS

Changes have been made to the brake fluid reservoir in order to accommodate the installation of low level warning light switches.

This has necessitated modifications to the reservoir, reservoir cover, cover gasket, level indicator plate and the internal baffle.

The new reservoir cover can be used on existing reservoirs, other parts however, are not interchangeable.

Piece numbers are as follows:-

| <u>DISPLACED</u> | <u>SPARES SCHEDULE REFERENCE</u> | <u>NEW</u> |
|------------------|---|------------|
| UR 13117 | M1/9, Item 11 Fluid Level Plate | UR 17813 |
| UR 15985 | M1/9, Item 23 Gasket - Reservoir | UR 17819 |
| UR 17568 | M1/9, Item 70 Assy. Cover - Reservoir | UR 17820 |
| | Assy. Magnet and Float - Low Level Switch | UR 17888 |
| | Assy. Reed Switch | UR 17894 |
| | Washer - Reed Switch | SPC 1317 |
| UR 14203 | M1/9, Item 2 Baffle Plate - Reservoir | UR 17894 |
| | Assy. Front Baffle to Filter | UR 17916 |
| | Assy. Rear Baffle to Filter | UR 17917 |
| UR 16586 | M1/9, Item 71 Assy. Brake Fluid Reservoir | UR 17898 |

The following existing parts will also be required:-

UA 1501/Z - Setscrew
 X 4404/Z - Washer
 UA 11405/Z - Nut

Cwt/KH/NM

Spares Information Sheet issued for

BENTLEY 'T' SILVER SHADOW
(EXCEPT COACHBUILT CARS)

Section K
Information Sheet No 4.K.81
Page No 1 of 1 ADDENDUM
Date 22 1 73

HYDRAULICS

The following are the serial numbers of cars to which this modification has been fitted:-

| | | |
|---|---|----------------------|
| Standard Saloons | - | SRH13754 and onwards |
| Long Wheelbase Cars for U.S.A. and Canada | - | LRA13921 and onwards |
| Long Wheelbase Cars other than U.S.A. and Canada | - | LRX13973 and onwards |

Cwt/KH/NM

Spares Information Sheet issued for

BENTLEY 'T': SILVER SHADOW CORNICHE CARS

Section K

Information Sheet No. 4.K.82

Page No. 1 of 1

Date 17 11 72

PEDALS

The modification described in Spares Information Sheet 4 K.69 for U.S.A. and Canadian cars only, has now been instructed for all Corniche cars.

Piece numbers of the affected parts are given in Spares Information Sheet 4 K.69.

The serial numbers of cars to which this modification has been fitted are as follows:-

Drop Head Coupes - DRH.13861 and onwards.

Saloons - CRH.13984 and onwards.

Cwt/KH/NM

Spares Information Sheet issued for

BENTLEY 'T' : SILVER SHADOW
(EXCEPT COACHBUILT CARS)

Section K
Information Sheet No
Page No 4.K.83
Date 21 December 1972

HYDRAULICS

Since Spares Information Sheet 4.K.81 was issued, the design of the magnet and float assembly has been changed. This has necessitated a minor modification to the baffle and filter assemblies.

The new baffle and filter assemblies will be supplied for all replacements, magnet and float assemblies however, are not interchangeable, unless the new baffles are also fitted.

Piece numbers are as follows:-

| DISPLACED | | NEW |
|-----------|---|----------|
| UR.17888 | Assy. Magnet and Float - Low Level Switch | UR.18232 |
| UR.17917 | Assy. Rear Baffle to Filter | UR.18239 |
| UR.17916 | Assy. Front Baffle to Filter | UR.18240 |

Cwt/KH/NM

Spares Information Sheet issued for

BENTLEY 'T' : SILVER SHADOW
(EXCEPT COACHBUILT CARS)

Section K

Information Sheet No 4.K.84

Page No. 1 of 1

Date 11 1 73

HYDRAULICS

Since Spares Information Sheet 4.K.83 was issued, the magnet and float assembly have again been modified.

The new part can be used to replace its predecessor, providing the thick sealing washer below the head of the reed switch is replaced by a standard aluminium washer.

Piece numbers of the affected parts are as follows:-

DISPLACEDNEW

| | | |
|----------|--|-----------|
| UR.18232 | Assy Magnet and Float - Low Level Switch | UR.18259 |
| SPC.1317 | Washer - Reed Switch | XB.1080/R |

Cwt/KH/NM

Applicable to:

BENTLEY 'T' : SILVER SHADOW (EXCEPT
COACHBUILT CARS)

Information Sheet No. 4 k 84
Section K Addendum
Date 16 3 73
Page No. 1 of 1
TSD 2934

HYDRAULICS

The following are the serial numbers of cars to which this
modification has been fitted:-

Standard Saloons - 14932, 14934 to 14938, 14941, 14952 to 14961,
14963, 14964, 14966 to 14975, 14980 and onwards.

Long Wheelbase cars - 14902, 14943, 14948, 14949, 14951 and onwards.

Cwt/KH/NM

Spares Information Sheet issued for

BENTLEY 'T' : SILVER SHADOW
(EXCEPT COACHBUILT CARS)

Section K
Information Sheet No. 4.K.85
Page No. 1 of 1
Date 15 1 73

PEDALS

A master cylinder warning light has now been introduced on the above series of motor cars.

To facilitate this, the side plate of the brake actuation mechanism (Spares Schedule Sheet J5/7, Item 1) has been modified to accommodate a bracket to which the micro switch is attached and the rubber on stop has been replaced by a solid one.

Piece numbers of the affected parts are as follows:-

| DISPLACED | SPARES SCHEDULE REFERENCE | | NEW |
|------------|------------------------------|--|--------------------------|
| UR.15088 | J5/7, Item 1 | Side Plate RH - Power Brakes Mounting Bracket - Micro Switch | UR.16930 UR.16933 |
| | | Micro Switch | UD.16580 |
| | | Screw - 6 BA | UA.10692/Z |
| | | Washer - 6 BA | X.8812/Z |
| | | Screw - 6 BA | UA.10698/Z |
| | | Nut - 6 BA | X.4002/Z |
| UR.15985 | J5/7, Item 77 | On Stop - Master Cylinder | UR.14972 |
| UR.15891 | J5/7, Item 74 | Support Bracket - On Stop | |
| UA.104/Z | J5/7, Item 79 | Bolt - Support Bracket | |
| UR.16126 | J5/7, Item 80 | Self Locking Nut | |
| UR.16124 | J5/7, Item 75 | Locking Plate - Support Bracket | |
| CC.904 | J5/7, Item 76 | Hammer Drive Screw | |
| UA.11405/Z | J5/7, Item 78 | Nut - 2 BA - On Stop | |
| | | Bolt - On Stop | UR.14677 |
| | | Nut - On Stop Bolt | UA.401/Z |
| | | Split Pin | UA.10011/Z |

Cwt/KH/NM

Spares Information Sheet issued for**BENTLEY 'T' SILVER SHADOW
(EXCEPT COACHBUILT CARS)**

Section K

Information Sheet No 4.K.85

Page No. 1 of 1

ADDENDUM

Date 22 1 73

PEDALS

The following are the serial numbers of cars to which this modification has been fitted:-

| | | |
|---|---|-----------------------|
| Standard Saloons | - | SPH 13754 and onwards |
| Long Wheelbase Cars for U.S.A. and Canada | - | LRA 13921 and onwards |
| Long Wheelbase Cars other than U.S.A. and Canada | - | LRX 13973 and onwards |

Printed in England

Cwt/KH/NM

Spares Information Sheet issued for

BENTLEY 'T' : SILVER SHADOW
(COACHBUILT CARS)

Section K

Information Sheet No 4.K.86

Page No 1 of 1

Date 16 1 73

PEDALS

In the interests of commonisation, the solid "on stop", described in Spares Information Sheet 4.K.85, is now being fitted to coachbuilt cars.

The piece numbers of the parts concerned are given in Spares Information Sheet 4.K.85, but are repeated again for easy reference:-

| DISPLACED | SPARES SCHEDULE REFERENCE | | NEW |
|------------|------------------------------|------------------------------------|------------|
| UR.15985 | J5/7, Item 77 | On Stop - Master Cylinder | UR 14972 |
| UR.15891 | J5/7, Item 74 | Support Bracket - On Stop | |
| UA.104/Z | J5/7, Item 79 | Bolt - Support Bracket | |
| UR.16126 | J5/7, Item 80 | Self Locking Nut | |
| UR.16124 | J5/7, Item 75 | Locking Plate - Support Bracket | |
| CC.904 | J5/7, Item 76 | Hammer Drive Screw | |
| UA.11405/Z | J5/7, Item 78 | Nut - 2 BA - On Stop | |
| | | Bolt - On Stop | UR 14677 |
| | | Nut - On Stop Bolt | UA 401/Z |
| | | Split Pin | UA 10011/Z |

Printed in England

Cwt/KH/NM

Spares Information Sheet issued for

BENTLEY 'T' : SILVER SHADOW
(NORTH AMERICAN CARS) & ALL COACHBUILT CARS

Section K
Information Sheet No. 4.K.87
Page No. 1 of 1
Date 16 1 73

PEDALS

Since Information Sheets 4.K.85 and 4.K.86 were issued, the diameter of the on stop has been increased from .843" (21.1 mm) to 1.125" (28.6 mm) and because of this it has been necessary to modify the micro switch mounting bracket. At the same time, in the interest of commonisation, it has been decided to fit the master cylinder warning light switch on all coachbuilt cars, although so far as these cars are concerned, the actual warning light will only be fitted on those exported to Sweden.

The new micro switch mounting bracket can be used for all replacements, on stops however are not interchangeable.

Piece numbers are as follows:-

| DISPLACED | | NEW |
|-----------|---------------------------------|----------|
| UR 16933 | Mounting Bracket - Micro Switch | UR 18119 |
| UR 14972 | On Stop - Master Cylinder | UR 18118 |

The following existing parts will also be required on Coachbuilt cars:-

UR 16930 - Side Plate RH.
UD 16580 - Micro Switch.
UA 10692/Z- Screw.
X 8812/Z - Washer.
UA 10698/Z- Screw.
X 4002/Z - Nut.

Cwt/KH/NM

Applicable to: BENTLEY 'T'
SILVER SHADOW
NORTH AMERICAN CARS &
ALL COACHBUILT CARS

ADDENDUM
Information Sheet No. 4.K.87
Section K
Date 10 4 73
Page No. 1 of 1

PEDALS

The following are the serial numbers of Coachbuilt Cars to which the master cylinder warning light switch has been fitted:-

Coachbuilt Saloons:- CRH 14886, CRH 14889, CRH 14892
CRH 14990, CRH 14996 and onwards

Convertibles:- DRH 14665, DRX 14667, DRH 14673,
DRH 14780, DRH 14831, DRH 14834,
DRH 14884 and onwards

The following are the serial numbers of North American and Coachbuilt Cars to which the increased diameter "on stop" has been fitted:-

Standard Saloons U.S.A. and Canada - SRB 14954 and onwards.

Long Wheelbase Cars U.S.A. and Canada - LRA 14778, LRA 14840,
LRB 15059 and onwards

Coachbuilt Saloons - CRX 14992, CRH 14994, CRX 15046 and onwards

Convertibles - DBH 14887, DRH 14995 and onwards

Cwt/KH/NM

Spares Information Sheet issued for

CORNICHE CARS ONLY

Section K

Information Sheet No. 4.K.88

Page No 1 of 2

Date 22 1 73

BRAKES

Metric tapping of the pipe connection bosses and increased diameter mounting holes have now been introduced on the front brake calipers. This has necessitated modifications to the Hydraulic connecting pipes and the introduction of a new bolt for attaching the caliper to the axle pivot. It must be noted, that the Hydraulic pipes, only have a metric connector at the caliper end, the other connection is unified. The metric end of the pipe is coloured black for identification purposes.

At the same time, the opportunity has been taken to introduce 'Mintex' brake pads, of a changed material specification, to both front and rear calipers. The 'Ferodo' brake pads, which have formerly been fitted to some cars, have been deleted.

Parts are not interchangeable.

Piece numbers as follows:-

| DISPLACED | SPARES SCHEDULE REFERENCE | | NEW |
|-----------|-------------------------------------|--|---------|
| UG13398 | Spares Information Sheet 4.E.17 | Assembly Caliper - Front Brakes - RH (Mintex). | UG13746 |
| UG13399 | Spares Information Sheet 4.E.17 | Assembly Caliper - Front Brakes - LH (Mintex). | UG13747 |
| UG13400 | Spares Information Sheet 4.E.17 | Assembly Caliper - Front Brakes - RH (Ferodo). | |
| UG13401 | Spares Information Sheet 4.E.17. | Assembly Caliper - Front Brakes - LH (Ferodo). | |
| UG12431 | J7/1, Below Item 2 | Assembly Brake Pad (Mintex). | UG13841 |
| UG12702 | J7/1, Item 9. | Bolt-Caliper to Axle Pivot. | UG13704 |
| UG12435 | J7/1, Item 4. | Damping Shim. | |
| UG12325 | J7/1, Item 2. | Assembly Brake Pad (Ferodo). | |
| UR14236 | M4 & M5, Item 1. | Pipe-LH Front- Caliper to Hose | UR17708 |

**Spares Information Sheet issued for
CORNICHE CARS ONLY**

Section K
 Information Sheet No. 4.K.88
 Page No. 2 of 2
 Date 22 1 73

| | | | |
|---------|--------------------|---|---------|
| UR14237 | M4 & M5, Item 10 | Pipe-RH. Front-Caliper to Hose | UR17709 |
| UR14238 | M4 & M5, Item 11 | Pipe-LH. Rear-Caliper to Hose | UR17710 |
| UR14239 | M4 & M5, Item 20 | Pipe-RH. Rear-Caliper to Hose | UR17711 |
| UG13755 | J8/1, Below Item 3 | Assembly Caliper-Rear Brakes-LH (Mintex). | UG13859 |
| UG13754 | J8/1, Below Item 3 | Assembly Caliper-Rear Brakes-RH (Mintex). | UG13860 |
| UG12430 | J8, Item 6. | Assembly Brake Pad (Mintex). | UG13858 |
| UG13752 | J8/1, Item 1. | Assembly Caliper-Rear Brakes-RH (Ferodo). | |
| UG13753 | J8/1, Below Item 2 | Assembly Caliper-Rear Brakes-LH (Ferodo). | |
| UG12323 | J8, Item 3. | Assembly Brake Pad (Ferodo). | |

The displaced parts:- UG12431, UG12702, UG12435, UG12325,
 UR14236, UR14237, UR14238, UR14239,
 UG13752, UG13753, UG13754, UG13755, UG12430
 and UG12323 are still required on Standard
 and Long Wheelbase Saloons.

Cwt/KH/NM

**Spares Information Sheet issued for
CORNICHE CARS ONLY**

Section K
Information Sheet No 4.K.88
Page No. 1 of 1 ADDENDUM
Date 23rd January 1973

BRAKES

The following are the serial numbers of cars to which this modification has been fitted:-

Coachbuilt Saloons:- CRX14670, CRH14672, CRH14783, CRH14784,
CRX14823, CRH14830, CRH14835, CRH14886,
CRH14889 and onwards

Convertibles:- DRH14665, DRH14667, DRH14671, DRH14673,
DRH14782, DRH14785, DRH14787, DRX14788,
DRH14828, DRH14829 and onwards.

Printed in England

Cwt/KH/NM

Spares Information Sheet issued for
BENTLEY 'T' SILVER SHADOW LEFT HAND
DRIVE CARS U.S.A. AND CANADA :
CORNICHE CARS

Section K
Information Sheet No 4.K.89
Page No. 1 of 1
Date 22 1 73

PEDALS

Since Spares Information Sheets 4.K.69 and 4.K.82 were issued, it has been found that new Mounting Brackets for the 'G' Concious Valve are unnecessary, and in fact have never been fitted, therefore the original brackets have been re-introduced.

Piece numbers are as follows:-

DISPLACED

NEW

| | | |
|----------|--|---------|
| UR 16055 | Mounting Bracket - 'G' Concious Valve | UR14405 |
|----------|--|---------|

Cwt/KH/NM

Applicable to:**BENTLEY 'T'
SILVER SHADOW****Information Sheet No. 4.K.90
Section K
Date 16.2.73
Page No. 1 of 1****PEDALS**

Distance pieces are now being fitted between the bolt bosses and mounting plates on each side of the 'G' Conscious Valve; formerly they were fitted on one side only.

This has necessitated a reduction in length of the distance pieces, and four off are required, replacing two off.

Piece numbers are as follows:-

| DISPLACED | SPARES SCHEDULE REFERENCE | | NEW |
|-----------|------------------------------|-----------------|---------|
| UR14407 | J5/7, Item 93. | Distance Piece. | SPC1365 |

Cwt/KH/NM

Applicable to:

BENTLEY 'T'
SILVER SHADOW LH CARS

Information Sheet No. 4.K.91
Section K
Date 16.2.73
Page No1 of 1

PEDALS

The piece number of the brake pedal lever seal (Spares Schedule Sheet J4/1, Item 18) has been changed.

The new part will be supplied for all replacements when existing stocks have been used up.

Piece numbers are as follows:-

DISPLACEDNEW

UR.14394

Seal - Brake Pedal Lever

UR.18350

Cwt/KH/NM

Applicable to:

BENTLEY 'T'
SILVER SHADOWInformation Sheet No. 4.K.92
Section K
Date 16.2.73
Page No. 1 of 1PEDALS

In the interest of commonisation, the rod (Spares Schedule Sheet J4/1, Item 44) which has so far been fitted on U.S.A., and Canadian and late Corniche cars only, is now being fitted on all cars. The later part is now considered to be suitable for all replacements.

Piece numbers of the affected parts are as follows:-

DISPLACEDNEW

UR.13485

Assy Rod ~ Pedal to Lever

UR.17185

Cwt/KH/NM

Applicable to:

BENTLEY 'T' : SILVER SHADOW

Information Sheet No. 4

Section 4 K 93

Date 29 3 73

Page No. 1 of 1

TSD 2934

HYDRAULIC SYSTEM

The piece numbers of the rear height control valve assemblies have been changed.

The parts are interchangeable; piece numbers are as follows:-

DISPLACED**NEW**

UR 17811 Assy Rear Height Control Valve
 - Left-Hand.

UR 18083

UR 17812 Assy Rear Height Control Valve
 - Right-Hand.

UR 18082

Cwt/KH/NM

Applicable to:

BENTLEY 'T' :
SILVER SHADOW

TSD 2934

Information Sheet No 4.K.94

Section K

Date 12 4 73

Page No. 1 of 1

PEDALS

The modifications described in Spares Information Sheets 4.K.69, 4.K.82 and 4.K.87 for U.S.A., Canadian and Coachbuilt cars only, have now been instructed for Standard Saloons and Long Wheelbase cars.

Piece numbers of the affected parts are given in Spares Information Sheets 4.K.69 and 4.K.87.

The serial numbers of cars to which these modifications have been fitted are as follows:-

Standard Saloons - SRH.15707, SRH.15829, SRH.15832 to
SRH.15839, SRH.15842, SRH.15848 to
SRH 15851, SRH 15854 and onwards.

Long Wheelbase Cars LRH.15676 and onwards.

Cwt/KH/NM

Applicable to:

BENTLEY 'T' : SILVER SHADOW LH
DRIVE CARSInformation Sheet No. 4 K 95 Issue 2
Section K
Date 17 5 73
Page No. 1 of 2

TSD 2934

BRAKES

A foot operated parking brake is now being fitted to the above series of cars, replacing the twist pull handbrake which has formerly been fitted.

The following list gives details of the new parts required:-

| <u>PIECE NO</u> | <u>DESCRIPTION</u> | <u>QTY</u> |
|-----------------|-------------------------------------|------------|
| UG 13738 | Assembly Support Bracket. | 1 |
| UG 13711 | Assembly Actuating Lever. | 1 |
| UG 13820 | Assembly Intermediate Lever. | 1 |
| UG 13821 | Assembly Release Lever and Housing. | 1 |
| SPC 1195 | Spring-Release Handle Return. | 1 |
| UG 13815 | Distance tube. | 1 |
| UG 13799 | Release Handle. | 1 |
| SPC 1193 | Setscrew-2B.A.-Pivot Bolt. | 1 |
| UG 13818 | Connecting Link. | 1 |
| UG 13740 | Assembly Sprag Plate. | 1 |
| UG 13719 | Distance Tube-Sprag Plate. | 2 |
| UG 13714 | Rod-Sprag Mechanism. | 1 |
| UG 13732 | Assembly Actuator. | 1 |
| SPC 1192 | Stud-Sprag Release. | 1 |
| SPC 1092 | Spring Anchor Pin. | 1 |
| UG 13323 | Return Spring. | 2 |
| UG 13852 | Assembly Front Cable. | 1 |
| UG 13716 | Connector-Cable. | 1 |
| UG 13272 | Circlip-Cable Abutment. | 1 |
| UG 13270 | Washer-Cable Abutment. | 1 |
| UG 13269 | Sealing Washer-Cable Abutment. | 1 |
| SPC 1144 | Off Stop-Release Mechanism. | 1 |
| UG 13886 | Assembly Pedal Lever | 1 |
| UG 13258 | Assembly Equalising Link. | 1 |
| UG 13870 | Bracket-Cable Clip. | 1 |
| UG 13266 | Assembly Upper Lever. | 1 |
| UG 13265 | Assembly Lower Lever. | 1 |
| UG 13260 | Abutment Bracket-Crossmember. | 1 |
| UG 13261 | Bottom Pivot Bracket. | 1 |
| UG 13264 | Upper Pivot Bracket. | 1 |

The following existing and standard parts will also be required:-

| | | |
|----------|-----------------------|---|
| UD 19034 | Micro Switch. | 1 |
| UE 5216 | Bolt-Actuating Lever. | 1 |
| UR 12618 | Distance Tube. | 1 |
| UG 12606 | Distance Tube. | 2 |

Continued...

Applicable to:BENTLEY 'T' : SILVER SHADOW LH
DRIVE CARS

Information Sheet No. 4 K 95 Issue 2

Section K

Date 17 5 73

Page No. 2 of 2

TSD 2934

BRAKES

| <u>PIECE NO.</u> | <u>DESCRIPTION</u> | <u>QTY</u> |
|------------------|--------------------|------------|
| UA 1101/Z | Nut. | 1 |
| UA 1251/Z | Washer. | 11 |
| UA 11403/Z | Nut. | 2 |
| UA 11481/Z | Screw. | 2 |
| X6401/Z | Clevis Pin. | 2 |
| UA 10010/Z | Split Pin. | 7 |
| X4404/Z | Washer. | 4 |
| UA 11405/Z | Nut. | 3 |
| UA 171/Z | Bolt. | 2 |
| UA 1252/Z | Washer. | 4 |
| UA 302/Z | Nut. | 4 |
| UA 15007 | Circlip. | 1 |
| X6605/Z | Clevis Pin. | 2 |
| UA 10030/Z | Split Pin. | 2 |
| UA 6101/Z | Washer. | 1 |
| UA 212/Z | Bolt. | 3 |
| X6607/Z | Clevis Pin. | 1 |
| UA 10031/Z | Split Pin. | 1 |
| UA 104/Z | Bolt. | 4 |
| UA 301/Z | Nut. | 4 |
| UA 102/Z | Bolt. | 6 |
| UA 152/Z | Bolt. | 2 |
| UA 10696/Z | Setscrew. | 2 |
| X4002/Z | Nut. | 2 |
| X4401/Z. | Washer. | 2 |
| UE 3213 | Clip. | 1 |
| UR 853 | Rubber Bush. | 1 |
| XC178/Z | Setscrew. | 1 |

Cwt/KH/NM

Re-issued to delete piece number UG 13843 and the note:- Corniche Cars only from UG 13886.

Applicable to:

BENTLEY 'T' : SILVER SHADOW
L.H. DRIVE CARS

TSD 2934

Information Sheet No. 4.K.95

Section K

Date 18 5 73

Page No. 1 of 1

Addendum

BRAKES

The following are the serial numbers of cars to which this modification has been fitted:-

Standard Saloons - SRX.15972 and all subsequent L.H. cars.

Long Wheelbase Cars - LRB.15816, LRB.15819 and all subsequent L.H. cars.

Coachbuilt Saloons - CRX.15874 and all subsequent L.H. cars.

Convertibles - DRB.15873 and all subsequent L.H. cars.

Cwt/KH/NM

Applicable to:

BENTLEY 'T' : SILVER SHADOW :
CORNICHE

TSD 2934

Information Sheet No. 4.K.96

Section K

Date 24 5 73

Page No. 1 of 1

BRAKES

The piece number of the Front Brake Disc Assembly (Spares Schedule Sheet J.6, Item 14) has been changed.

The new part will be supplied for replacements when existing stocks have been used up.

Piece numbers are as follows:-

DISPLACEDNEW

UG.13404 Front Brake Disc Assembly

UG.13914

Cwt/KH/NM

Applicable to:

BENTLEY 'T' : SILVER SHADOW :
CORNICHE

TSD 2934

Information Sheet No. 4.K.97

Section K

Date 24 5 73

Page No. 1 of 1

HYDRAULICS

The piece number of the Front Brake Pump to Accumulator Pipe (Spares Schedule Sheet M1/10, Item 40) has been changed.

The new part will be supplied for replacements when existing stocks have been used up.

Piece numbers are as follows:-

DISPLACEDNEW

UR.17517

Assy Pipe - Front Brake Pump to Accumulator

UR.18568

Cwt/KH/NM

Applicable to:

BENTLEY 'T' : SILVER SHADOW

TSD 2934

Information Sheet No. 4.K.98

Section K

Date 24 5 73

Page No. 1 of 1

HYDRAULICS

The specification of the hydraulic fluid has been changed.

To accomodate this, a new instruction plate is necessary and because it contains this part a new piece number has been allocated to the reservoir cover assembly.

The new cover assemblies will be supplied for all replacements.

Piece numbers are as follows:-

| <u>DISPLACED</u> | <u>SPARES INFORMATION SHEET REFERENCE</u> | <u>NEW</u> |
|------------------|---|---------------------------------|
| UR.17820 | 4.K.81 | Assy Cover - Reservoir UR.18519 |

When fluid of the new specification is used in service, it will also be necessary to change the instruction label. For this purpose a self adhesive label is available; its piece number is RH.8713.

Cwt/KH/NM

Applicable to: BENTLEY 'T' -
SILVER SHADOW

Information Sheet No. 4.K.99

Section K

Date 4 6 73

Page No. 1 of 2

TSD 2934

BRAKES

The ventilated front brake discs, metric front calipers and changed material specification brake pads, which have so far been fitted on Corniche cars only, (see Spares Information Sheets 4.E.17 and 4.K.88), have now been introduced on Standard Saloons and Long Wheelbase cars.

Details of the affected parts, none of which are interchangeable are as follows:-

| <u>DISPLACED</u> | <u>SPARES SCHEDULE REFERENCE</u> | | <u>NEW</u> |
|------------------|--------------------------------------|---|------------|
| UG 13202 | J7/1, Item 1. | Assy Caliper - Front Brakes RH (Ferodo) | |
| UG 13203 | J7/1, Below Item 1. | Assy Caliper - Front Brakes LH (Ferodo) | |
| UG 13204 | J7/1, Below Item 2. | Assy Caliper - Front Brakes RH (Mintex) | UG 13746 |
| UG 13205 | J7/1, Below Item 2. | Assy Caliper - Front Brakes LH (Mintex) | UG 13747 |
| UG 12702 | J7/1, Item 9. | Bolt - Caliper to Axle Pivot | UG 13704 |
| UG 12435 | J7/1, Item 4. | Damping Shim | |
| UG 12325 | J7/1, Item 2. | Assembly Brake Pad (Ferodo) | |
| UG 12431 | J7/1, Above Item 3. | Assembly Brake Pad (Mintex) | UG 13841 |
| UR 14236 | M4 and M5, Item 1. | Pipe - LH Front - Caliper to Hose | UR 17708 |
| UR 14237 | M4 and M5, Item 10. | Pipe - RH Front - Caliper to Hose | UR 17709 |
| UR 14238 | M4 and M5, Item 11. | Pipe - LH Rear - Caliper to Hose | UR 17710 |

continued...

Applicable to: BENTLEY 'T' -
SILVER SHADOW

Information Sheet No. 4.K.99
Section K
Date 4 6 73
Page No. 2 of 2
TSD 2934

| <u>DISPLACED</u> | <u>SPARES SCHEDULE REFERENCE</u> | <u>NEW</u> |
|------------------|--|------------|
| UR 14239 | M4 and M5, Item 20. Pipe - RH Rear - Caliper to Hose | UR 17711 |
| UG 13682 | E3/3, Below Item 6. Assy Front Hub - RH | UG 13392 |
| UG 13683 | E3/3, Below Item 8. Assy Front Hub - LH | UG 13393 |
| UG 12114 | J6, Item 1. Assy Brake Disc | UG 13404 |
| UG 13755 | J8/1, Below Item 3. Assy Caliper - Rear Brakes - LH (Mintex) | UG 13859 |
| UG 13754 | J8/1, Below Item 3. Assy Caliper - Rear Brakes - RH (Mintex) | UG 13860 |
| UG 12430 | J8/1, Above Item 4. Assy Brake Pad (Mintex) | UG 13858 |
| UG 13753 | J8/1, Below Item 2. Assembly Caliper - Rear Brakes - LH (Ferodo) | |
| UG 13752 | J8/1, Item 1. Assembly Caliper - Rear Brakes - RH (Ferodo) | |
| UG 12323 | J8/1, Item 3. Assembly Brake Pad (Ferodo) | |

Cwt/KH/NM

Applicable to:

BENTLEY 'T' : SILVER SHADOW

TSD 2934

Information Sheet No. 4 . K . 99

Section K

Date 9 7 73

Page No. 1 of 1

Addendum

BRAKES

The following are the serial numbers of cars to which this modification has been fitted:-

Standard Saloons - SRH.15522, SRH.15903, SRH.15924 to SBH 15930,
SRB 15950 onwards.

Long Wheelbase Cars - LRB.15738, LRB.15739, LRB.15742, LRB.15812,
LRB.15815, LRB.15817 onwards.

Printed in England

Cwt/KH/NM

Applicable to:

BENTLEY 'T' SERIES : SILVER SHADOW

TSD 2934

Information Sheet No. 4.K.100

Section K

Date 9 7 73

Page No. 1 of 1

Addendum

SUB ASSEMBLY VALVE CASING ACCUMULATOR(SPARE PARTS LIST J1/6 AM1)

The piece number for the non return valve has been changed,
the new piece will be supplied for all replacements.

Part numbers are as follows:-

DISPLACEDNEW

UE.31246 Assembly Non Return Valve (S.P.L. J1/6 No 40) UE.38482

Cwt/KH/GL

Applicable to: BENTLEY 'T' : SILVER SHADOW
CORNICHE RH DRIVE CARS

Information Sheet No. 4 K 101 Issue 2
Section K
Date
Page No. 1 of 1
TSD 2934

HANDBRAKE

The piece number of the rod and handle assembly (Spares Schedule Sheet J2/8, Item 2) has been changed.

The new part will be supplied for replacements when existing stocks have been used up.

Piece numbers are as follows:

DISPLACED

NEW

UG 12582

Rod and Handle Assembly

UG 13940

Re-issued to amend piece number: UG 12582 was UG 12583.

Cwt/KH/NM

Applicable to: BENTLEY 'T': SILVER SHADOW LH
DRIVE CARS

Information Sheet No. 4 K 102
Section K
Date 3 8 73
Page No. 1 of 1
TSD 2934

BRAKES

On cars fitted with a foot operated parking brake, the channel section link, which connects the intermediate and release levers, has been replaced by a pair of flat links.

The new parts will be supplied for all replacements when existing stocks have been used up.

Piece numbers are as follows:-

| <u>DISPLACED</u> | <u>SPARES INFORMATION SHEET REFERENCE</u> | <u>NEW</u> |
|------------------|---|------------|
| UG 13818 | 4 K 95 Connecting Link | UG 13944 |

Cwt/KH/NM

Applicable to: BENTLEY 'T' : SILVER SHADOW
(EXCEPT COACHBUILT CARS)

Information Sheet No. 4 K 103
Section K
Date
Page No. 1 of 1
TSD 2934

HYDRAULICS

Changes have been made to the brake fluid reservoir in order to accomodate the installation of anti surge towers.

This has necessitated modifications to the reservoir, reservoir cover and the internal baffles and the re-introduction of the original cover gasket. When these new parts are fitted, thermal delay switches are unnecessary; they have been deleted.

Parts are not interchangeable. Piece numbers are as follows:-

| | | SPARES INFORMATION | |
|------------------|------------------------|--|------------|
| <u>DISPLACED</u> | <u>SHEET REFERENCE</u> | | <u>NEW</u> |
| UR 17898 | 4.K.81 | Assy. Brake Fluid Reservoir. | UR 18397 |
| | | Anti Surge Tower-Reservoir. (Rear Compartment) | UR 18406 |
| | | Anti Surge Tower Reservoir. (Front Compartment) | UR 18581 |
| | | Seal-Anti Surge Tower | UR 18402 |
| UR 18239 | 4.K.83 | Assy. Rear Baffle to Filter | |
| UR 18240 | 4.K.83 | Assy. Front Baffle to Filter | |
| | | Baffle-Rear | UR 18400 |
| | | Baffle-Front. | UR 18401 |
| UR 18519 | 4.K.98 | Assy. Cover-Reservoir. | UR 18520 |
| UR 17819 | 4.K.81 | Gasket-Reservoir. | UR 15985 |
| UD 19378 | | Thermal Delay Switch. | |
| UD 19379 | | Cable Assy.-Thermal Switch/ Diode. | |
| UD 19147 | | Diode-Thermal Delay. | |
| SFC 1318 | | Resistor-Thermal Delay. | |
| UA 7926/Z | | Screw-Thermal Delay Switch | |
| X 8803/Z | | Washer | |

The following additional standard parts will also be required:-

| | | |
|-----------|------------|-------|
| UA 1501/Z | Screw 2B.A | 2 off |
| UA 6101/Z | Washer | 2 off |

Cwt/KH/NM

Applicable to:

BENTLEY 'T' : SILVER SHADOW
(EXCEPT COACHBUILT CARS)

Information Sheet No. 4 K 103
Section K ADDENDUM
Date
Page No. 1 of 1
TSD 2934

HYDRAULICS

The following are the serial numbers of cars to which this modification has been fitted:-

Standard Saloons SRH 16668, SRH 16671 onwards.

Long Wheelbase cars LRB 16594 onwards.

Cwt/KH/NM

Applicable to:BENTLEY 'T' : SILVER SHADOW LEFT HAND
DRIVE CARSInformation Sheet No. 4 K 104
Section K
Date
Page No. 1 of 1
TSD 2934HYDRAULIC SYSTEM

The 2 way connector (Spares Schedule Sheet M2/3, Item 81) has been repositioned, and the hydraulic pipes (Spares Schedule Sheet M7/3, Items 17 and 18) have been re-routed.

Parts are not interchangeable unless the complete modification is fitted.

Piece numbers are as follows:-

DISPLACEDNEW

| | | |
|----------|---|----------|
| UR 15346 | Pipe - Master Cylinder to 2 way connector | UR 17258 |
| UR 15344 | Pipe - 2 way to 2 x 2 way connector (other than Long Wheelbase Cars) | UR 17257 |
| UR 17619 | Pipe - 2 way to 2 x 2 way connector (Long Wheelbase Cars only) | UR 17256 |

Cwt/KH/NM

Applicable to: BENTLEY 'T': SILVER SHADOW
LEFT HAND DRIVE CARS

Information Sheet No.
Section
Date
Page No.

ADDENDUM
4.K.104
K
1 of 1
TSD 2934

HYDRAULIC SYSTEM

The following are the serial numbers of cars to which this modification has been fitted:-

| | | |
|---------------------|---|----------------------------------|
| Standard Saloons | - | SRX 16719 onwards. |
| Long Wheelbase Cars | - | LRH 16584 onwards. |
| Coachbuilt Saloons | - | CRB 16989 onwards. |
| Convertibles | - | DRB 16851, DRB 16856 onwards. |

Cwt/KH/NM

Applicable to: BENTLEY 'T' : SILVER SHADOW

Information Sheet No. 4.K.105
 Section K
 Date 9.11.73
 Page No. 1 of 1
 T.S.D. 2934

ACCUMULATOR PIPES

Since Spares Information Sheet 4.K.76 was issued, it has been established that it is more economical to supply a complete set of the new pipes and ancillary parts to replace any of the early type of metal pipes.

Because of this, when existing stocks of early type pipes have been used up, a kit of the parts necessary to carry out the full modification will be supplied for all replacements.

The new pipes will continue to be supplied individually for replacements on cars to which they were original equipment, therefore it is important when ordering replacements to state whether an individual pipe or a complete kit is required.

Piece numbers of the affected parts are as follows:-

| <u>DISPLACED</u> | <u>SPARES SCHEDULE REFERENCE</u> | <u>NEW</u> |
|------------------|--------------------------------------|--|
| UR 16924 | M1/8, Item 46. | Pipe Assembly Front |
| UR 16925 | M1/8, Item 45. | Pipe Assembly Front |
| UR 16926 | M1/8, Item 48. | Pipe Assembly Rear |
| UR 16927 | M1/8, Item 47. | Pipe Assembly Rear |
| UG 13331 | | Pipe Assembly Rear (Cars with Gryllsaway Gearbox). |
| | | Pipe Replacement Kit RH 2588 |

The new kit may be used on cars fitted with either three or four speed gearboxes.

Cwt/KH/NM

Applicable to: BENTLEY 'T' SERIES
SILVER SHADOW & CORNICHE

Information Sheet No. 4-K-106
Section K
Date
Page No. 1 of 1

BRAKE ACCUMULATOR PRESSURE SWITCH
(SPARES PARTS LIST J1/6)

An improved diaphragm has been fitted to the Brake Accumulator pressure switch body, the assembly is interchangeable.

The new pieces will be supplied for replacements when stocks of the old piece are used up.

Piece numbers are as follows:

| <u>DISPLACED</u> | | <u>NEW</u> |
|------------------|---|------------|
| UE 37929 | Sub Assy Valve Casing Brake Accumulator | UE 37996 |
| UD 17952 | Assy Pressure Switch Brake Accumulator | UD 18723 |

Cwt/GL

Applicable to:

BENTLEY 'T': SILVER SHADOW: CORNICHE

Information Sheet No. 4 K 107

Section K

Date

Page No. 1 of 1

TSD 2934

DECELERATION VALVE

BENTLEY 'T': SILVER SHADOW: CORNICHE

The method of bleeding the 'G' Conscious Limiting Valve has been revised.

In effect, the bleed screw has been removed from the valve and re-located in a 2 way connector, which is bolted to the 'G' valve side plate. A short pipe has been introduced to connect the 'G' valve to the 2 way connector.

Piece numbers of the additional parts required are as follows:-

Assy 2 way connector UR 18649

Assy connecting pipe UR 18650

The following standard parts will also be required:-

UA 106/Z Bolt - 2 way connector to side plate

UA 125 1/2 Washer

UA 301/Z Nut

Rnr/KH/NM

Applicable to: BENTLEY T SERIES: SILVER SHADOW

Information Sheet No. 4 K 108

Section K

Date

Page No. 1 of 1

TSD 2934

BRAKE ACCUMULATOR PRESSURE SWITCHSPARE PARTS LIST J 1/6

The accumulator pressure switches have been repositioned and are now mounted on the L/H valance on the introduction of exhaust manifolds, with a centre downtake for cars exported to North America.

The pressure switch tapping has been deleted from the new valve casing.

Part numbers are as follows:-

| | | | |
|----------|---------------------------------------|-------|----------|
| UE 37996 | Sub Assembly Accumulator Valve Casing | 2 off | UE 39519 |
| | LH Mounting Bracket-Pressure Switch | 1 off | UR 17681 |
| | RH Mounting Bracket-Pressure Switch | 1 off | UR 17682 |
| | Distance piece-pressure switches | 1 off | SPC 1619 |
| | SPL J 1/6 item 31 | | |
| | Pipe-front Accumulator Switch | 1 off | UR 18803 |
| | to 4-way connection. | | |
| | Pipe-rear Accumulator Switch | 1 off | UR 18804 |
| | to 4-way connection | | |

Rnr/NM/HB

Applicable to: BENTLEY T : SILVER SHADOW
(NORTH AMERICAN CARS)

Information Sheet No. 4 K 108
Section K
Date
Page No. 1 of 1
ADDENDUM
TSD 2934

BRAKE ACCUMULATOR PRESSURE SWITCH

The following are the car serial numbers to which this modification has been fitted:-

| | |
|-----------------|---------------|
| Standard Cars | 20755 onwards |
| Coachbuilt Cars | 20171 onwards |
| LWB Cars | 20628 onwards |

Rnr/NM/HB

Applicable to: BENTLEY 'T': SILVER SHADOW

Information Sheet No. 4 K 109

Section 4 K

Date

Page No. 1 of 1

TSD 2934

BRAKES

We have been informed by the manufacturer, that the Front Brake Caliper Piston CD 4072 is no longer available.

However, when existing stocks have been used up, the piston, CD 5844, which is fitted to current production calipers, will be supplied for replacements.

When CD 5844 is fitted as a replacement for CD 4072, it will also be necessary to replace the existing rubber boot and retaining ring with the current production parts, piece numbers CD 5340 and CD 5341 respectively.

Both these parts are included in CD 5339 Service Kit.

Rnr/NM

Applicable to: BENTLEY 'T' : SILVER SHADOW

Information Sheet No. 4.K.110
Section K
Date
Page No. 1 of 1

BRAKES

The material specification of the brake pads has been changed and because they contain these parts, new piece numbers have been allocated to the Caliper Assemblies.

The new parts can only be used to replace the displaced ones in complete car sets.

Piece numbers are as follows:

| <u>DISPLACED</u> | | <u>NEW</u> |
|------------------|----------------------------------|------------|
| UG 13859 | Assy Caliper - Rear Brakes - LH | UG 14085 |
| UG 13860 | Assy Caliper - Rear Brakes - RH | UG 14084 |
| UG 13858 | Assy Brake Pad - Rear Brakes | UG 14081 |
| UG 13747 | Assy Caliper - Front Brakes - LH | UG 14083 |
| UG 13746 | Assy Caliper - Front Brakes - RH | UG 14082 |
| UG 13841 | Assy Brake Pad - Front Brakes | UG 14080 |

Rnr/NM

Applicable to: BENTLEY 'T' : SILVER SHADOW

Information Sheet No. 4 K 111
 Section K
 Date
 Page No. 1 of 8
 ISSUE 2

BRAKES

It has been established that a Master Cylinder is no longer necessary in the braking system, therefore the Master Cylinder and its ancillary parts have been deleted.

Because of this, changes have been made to several other components of the brake system and a number of hydraulic pipes have been re-routed.

The new Distribution Valves and Brake Pedal Lever can be used for replacements of the displaced ones, other parts, however, are not interchangeable.

Piece numbers are as follows:-

| <u>DISPLACED</u> | <u>SPARES SCHEDULE REFERENCE</u> | <u>NEW</u> |
|------------------|--------------------------------------|--------------------------------------|
| UR 13167 | J5/8, Item 86 | Assy Master Cylinder |
| UR 13468 | J5/8, Item 62 | Assy Lever - Master Cylinder |
| UR 12872 | J5/8, Item 69 | Distance Tube |
| UR 15819 | J5/8, Item 38 | Link - Inner Levers |
| UR 13505 | J5/8, Item 82 | Mounting Block |
| UR 14677 | J5/8, Items 79 & 83 | Bolt - Mounting Block and On Stop |
| UR 13498 | J4/1, Item 33 | Spring Plate |
| UR 17160 | J4/1, Item 44 | Return Spring |
| UR 18119 | J5/8, Item 8 | Mounting Bracket |
| UA 10692/Z | J5/8, Item 9 | Screw-Mounting Bracket |
| X 8812/Z | J5/8, Items 10 & 13 | Washer |
| UA 10698/Z | J5/8, Item 12 | Screw - Micro Switch |
| X 4002/Z | J5/8, Item 14 | Nut |

Applicable to: BENTLEY 'T' : SILVER SHADOW

Information Sheet No. 4 K 111
 Section K
 Date
 Page No. 2 of 8
 ISSUE 2

| <u>DISPLACED</u> | <u>SPARES SCHEDULE REFERENCE</u> | | <u>NEW</u> |
|------------------|--------------------------------------|------------------------------------|------------|
| UD 16580 | J5/8, Item 11 | Micro Switch | |
| UR 18118 | J5/8, Item 78 | On Stop - Master Cylinder | |
| UA 401/Z | J5/8, Item 80 | Nut - On Stop Bolt | |
| UA 10011/Z | J5/8, Item 81 | Split Pin | |
| UR 15089 | J5/8, Item 2 | Side Plate - LH | UR 19017 |
| UR 16930 | J5/8, Item 1 | Side Plate - RH | UR 19018 |
| UR 14405 | J5/8, Item 77 | Mounting Bracket - G Valve | UR 19024 |
| UR 17440 | J5/8, Item 16 | Assy Lower Distribution Valve | UR 19480 |
| UR 17441 | J5/8, Item 15 | Assy Upper Distribu- tion Valve | UR 19481 |
| | | Mounting Block - Feel Spring | UR 19022 |
| | | Rod - Feel Spring | UR 19019 |
| | | Retaining Pin - Feel Spring | UR 19021 |
| | | Return Spring - Feel Spring | UR 19089 |
| | | Seat - Feel Spring | UR 19224 |
| | | Rear Abutment - Feel Spring | UR 19223 |
| | | Rubber Stop - Feel Spring | UR 19221 |
| | | Mounting Rod - Feel Spring | UR 19023 |

Applicable to: BENTLEY 'T' : SILVER SHADOW

Information Sheet No. 4 K 111
 Section K
 Date
 Page No. 3 of 8
 ISSUE 2

| <u>DISPLACED</u> | <u>SPARES SCHEDULE REFERENCE</u> | | <u>NEW</u> |
|------------------|--------------------------------------|--|------------|
| UR 14980 | J5/8, Item 23 | Assy Bracket and Buffer | UR 18426 |
| | | Assy Stop Bracket | UR 18487 |
| UR 17156 | J4/1, Item 39 | Assy Brake Pedal Lever | UR 19397 |
| UR 16429 | J5/8, Item 46 | Assy Lever - Pedal Rod - LH | UR 18611 |
| UR 16428 | J5/8, Item 44 | Assy Lever - Pedal Rod - RH | UR 18612 |
| | | Return Spring - Pedal Lever | UR 19020 |
| UR 14250 | M6/3, Item 4 | Pipe - Lower Distribution Valve to 5 x 2 way (RH Cars) | |
| | | Pipe - Upper Distribution Valve to 4 x 2 way (RH Cars) | UR 18449 |
| UR 14251 | M6/3, Item 2 | Pipe - Upper Distribution Valve to 5 x 2 way (RH Cars) | |
| | | Pipe - Lower Distribution Valve to 4 x 2 way (RH Cars) | UR 18450 |
| UR 14252 | M6/3, Item 7 | Pipe - Lower Distribution Valve to 5 x 2 way (RH Cars) | |
| | | Pipe - Upper Distribution Valve to 4 x 2 way (RH Cars) | UR 18451 |
| UR 14253 | M6/3, Item 6 | Pipe - Upper Distribution Valve to 5 x 2 way (RH Cars) | |

Printed in England

Applicable to: BENTLEY 'T' : SILVER SHADOW

Information Sheet No. 4 K 111
 Section K
 Date
 Page No. 4 of 8
 ISSUE 2

| <u>DISPLACED</u> | <u>SPARES SCHEDULE REFERENCE</u> | | <u>NEW</u> |
|------------------|--------------------------------------|---|------------|
| | | Pipe - Lower Distribution Valve to 4 x 2 way (RH Cars) | UR 18452 |
| UR 14254 | M6/3, Item 9 | Pipe - Lower Distribution Valve to Restrictor (RH Cars) | |
| | | Pipe - Upper Distribution Valve to Restrictor (RH Cars) | |
| UR 14448 | M4/1, Item 26 | Pipe - Upper Distribution Valve to Restrictor (RH Cars) | |
| | | Pipe - Lower Distribution Valve to Restrictor (RH Cars) | UR 18454 |
| UR 17618 | M6/3, Item 21 in box | Pipe - Master Cylinder to 2 x 2 way (RH LWB Cars) | |
| | | Pipe - 3 way to 2 x 2 way (RH LWB Cars) | UR 18455 |
| UR 15338 | M6/3, Item 21 | Pipe - Master Cylinder to 2 x 2 way (RH Cars) | |
| | | Pipe - 3 way to 2 x 2 way (RH Cars) | UR 18456 |
| UR 15974 | M6/3, Item 11 | Pipe - 'G' Valve to 2 x 2 way (RH Cars) | UR 18457 |
| UR 15979 | M6/3, Item 11 | Pipe - 'G' Valve to 2 x 2 way (RH LWB Cars) | UR 18458 |
| UR 15341 | M6/3, Item 22 | Pipe 2 x 2 way to 3 way (RH Cars) | UR 18879 |

Applicable to: BENTLEY 'T' : SILVER SHADOW

Information Sheet No. 4 K 111
 Section K
 Date
 Page No. 5 of 8
 ISSUE 2

| <u>DISPLACED</u> | <u>SPARES SCHEDULE REFERENCE</u> | | <u>NEW</u> |
|------------------|--------------------------------------|--|------------|
| UR 16452 | M6/3, Item 27 | Pipe - Flexible to Right Hand Rear Caliper (RH Cars) | UR 18459 |
| UR 16453 | M6/3, Item 40 | Pipe - Flexible to Left Hand Rear Caliper (RH Cars) | UR 18460 |
| UR 15531 | M6/3, Item 36 | Pipe - 3 way to Flexible (RH Cars) | UR 18461 |
| UR 15978 | M6/3, Item 10 | Pipe - 'G' Valve to 3 way (RH Cars) | UR 18880 |
| UR 14441 | M4/1, Item 25 | Pipe - 2 way to flexible (RH Cars) | |
| | | Pipe - 3 way to Flexible (RH Cars) | UR 18462 |
| UR 15619 | M1/12, Item 64 | Pipe - Lower Distribution Valve to Reservoir (LH CORNICHE CARS) | |
| | | Pipe - Upper Distribution Valve to Reservoir (LH CORNICHE CARS) | UR 18972 |
| UR 17617 | M1/12, Below Item 65 | Pipe - 3 way to Reservoir (LH CORNICHE CARS) | UR 19167 |
| UR 14276 | M7/3, Item 4 | Pipe - Upper Distribution Valve to 3 way (LH CARS) | |
| | | Pipe - Lower Distribution Valve to 3 way (LH CARS) | UR 18973 |

Printed in England

Applicable to: BENTLEY 'T' : SILVER SHADOW

Information Sheet No. 4 K 111
 Section K
 Date
 Page No. 6 of 8
 ISSUE 2

| <u>DISPLACED</u> | <u>SPARES SCHEDULE REFERENCE</u> | | <u>NEW</u> |
|------------------|--------------------------------------|--|------------|
| UR 14278 | M7/3, Item 2 | Pipe - Lower Distribution Valve to 2 way (LH CARS) | |
| | | Pipe - Upper Distribution Valve to 2 way (LH CARS) | UR 18974 |
| UR 14279 | M7/3, Item 3 | Pipe - Lower Distribution Valve to 3 way (LH CARS) | |
| | | Pipe - Upper Distribution Valve to 3 way (LH CARS) | UP 18975 |
| UR 14280 | M7/3, Item 5 | Pipe - Upper Distribution Valve to 3 way (LH CARS) | |
| | | Pipe - Lower Distribution Valve to 3 way (LH CARS) | UR 18976 |
| UR 14282 | M9/9, Item 55 | Pipe - 3 way to 2 x 2 way (LH CARS) | UR 18977 |
| U R 17257 | M7/3, Item 18 in box | Pipe - 2 way to 2 x 2 way (LH CARS) | |
| | | Pipe - 3 way to 2 x 2 way (LH CARS) | UR 18979 |
| UR 17258 | M7/3, Item 17 in box | Pipe - Master Cylinder to 2 way (LH CARS) | |
| | | Pipe - Lower Distribution Valve to 3 way (LH CARS) | UR 18980 |
| UR 14281 | M7/3, Item 1 | Pipe - 3 way to 3 way (LH CARS) | UR 19164 |
| UR 15015 | M5/1, Item 25 | Pipe - Upper Distribution Valve to Hose (LH CARS) | |
| | | Pipe - 3 way to Hose (LH CARS) | UR 18463 |

Applicable to: BENTLEY 'T' : SILVER SHADOW

Information Sheet No. 4 K 111
 Section K
 Date
 Page No. 7 of 8
 ISSUE 2

| <u>DISPLACED</u> | <u>SPARES SCHEDULE REFERENCE</u> | | <u>NEW</u> |
|------------------|--------------------------------------|--|------------|
| UR 15014 | M5/1, Item 30 | Pipe - 3 way to Hose (LH Cars) | UR 18464 |
| UR 15975 | M7/3, Item 7 | Pipe - 'G' Valve to 2 x 2 way (LH CARS) | UR 18881 |
| UR 15977 | M7/3, Item 6 | Pipe - 'G' Valve to 3 way (LH CARS) | UR 18883 |
| UR 14809 | M9/9, Below Item 55 | Pipe - 3 way to 2 x 2 way (LH LWB CARS) | UR 18978 |
| UR 17256 | M7/3, Item 18 in box | Pipe - 2 way to 2 x 2 way (LH LWB CARS) | |
| | | Pipe - 3 way to 2 x 2 way (LH LWB CARS) | UR 19165 |
| UR 15619 | M1/12, Item 64 | Pipe - Lower Distribution Valve to Reservoir (LH CARS EXCEPT CORNICHE) | |
| | | Pipe - Upper Distribution Valve to Reservoir (LH CARS EXCEPT CORNICHE) | UR 18971 |
| UR 17617 | M1/12, Below Item 65 | Pipe - 3 way to Reservoir (LH CARS EXCEPT CORNICHE) | UR 19166 |
| UR 15976 | M7/3, Below Item 7 | Pipe 'G' Valve to 2 x 2 way (LH LWB CARS) | UR 18882 |
| | | Pipe Clip - 8 way (LH CARS) | SPC 1641 |

Printed in England

Applicable to: BENTLEY 'T' : SILVER SHADOW

Information Sheet No. 4 K 111
Section K
Date
Page No. 8 of 8
ISSUE 2

| <u>DISPLACED</u> | <u>SPARES SCHEDULE REFERENCE</u> | | <u>NEW</u> |
|------------------|--------------------------------------|-------------------------------------|------------|
| UG 13860 | J8/1 Item 1 | Caliper Assembly - RH Disc Brake | UG 14086 |
| UG 13859 | J8/1 Item 1 | Caliper Assembly - LH Disc Brake | UG 14087 |
| | | Service Kit | CD 5847 |

REASON FOR REISSUE:

To include new rear caliper assemblies.

Rnr/NM/JM

Applicable to: BENTLEY T : SILVER SHADOW

Information Sheet No. 4 K 111 adden-
Section K dum
Date
Page No. 1 of 1

BRAKES

The following are the serial numbers of cars to which this modification has been fitted.

Standard Cars - SRD 22118 onwards
Coachbuilt cars - CRX 21729, CRH 21998, DRH 22583 onwards
Long Wheelbase Cars - LRD 22073 onwards

Rnr/NM/JM

Applicable to: BENTLEY T : SILVER SHADOW : PHANTOM VI

Information Sheet No 4 K 112
 Section K
 Date
 Page No. 1 of 1

HYDRAULIC SYSTEM

The piece numbers of the Flexible Hoses have been changed.

The new hoses must be used for North American Cars from 1st September 1976 and will be supplied for all replacements when existing stocks have been used up.

Part numbers are as follows:-

| <u>DISPLACED</u> | <u>SPARES SCHEDULE REFERENCE</u> | <u>NEW</u> |
|------------------|--|------------|
| UR 14296 | M4/1 Items 21, 27) M6/3 Item 13) Hose Assembly M7/3 Item 25) | UR 19934 |
| UR 14327 | M6/3 Item 29) M7/3 Item 10) M8/9 Items 64, 129, 134) Hose Assembly M9/9 Items 63, 128, 133) | UR 19935 |
| UR 14435 | M6/3 Item 23) M7/3 Item 33) Hose Assembly | UR 19936 |
| UR 13858 | M6/3 Item 37) M7/3 Item 21) Hose Assembly | UR 19937 |
| UR 13859 | M4/1 Items 2, 7, 12, 17) M5/1 Items 2, 7, 12, 17) Hose Assembly | UR 19938 |
| UR 17784 | M5/1 Item 21 Hose Assembly | UR 19939 |
| UR 17785 | M5/1 Item 26 " " | UR 19940 |
| UR 17479 | M4 Items 2, 7, 12, 17) (In Box) M5 Items 2, 7, 12, 17) (In Box)) Hose Assembly | UR 20013 |
| UR 4807 | I1/2 Items 40, 45, 50, 55 Hose Assembly Phantom VI | UR 19932 |
| UR 4808 | I1/2 Item 65 Hose Assembly Phantom VI | UR 19933 |

Rnr/NM/JM

Applicable to: BENTLEY 'T' AND SILVER SHADOW

Information Sheet No. 4 K 113
Section K
Date
Page No. 1 of 1

BRAKES

The brake pedal assembly for Bentley cars (Spares Schedule J4/1 Item 9) will be discontinued and the Rolls-Royce pedal assembly (Spares Schedule J4/1 Item 10) will be supplied for all replacements when stocks of Bentley pedals have been used up.

Part numbers are as follows:-

DISPLACED

NEW

UR 13873

Brake Pedal Assembly
(Bentley)Brake Pedal Assembly
(Rolls-Royce)

UR 13872

Rnr/NM/JM

Applicable to: BENTLEY 'T' SERIES : SILVER SHADOW :
CORNICHE

Information Sheet No. 4 K 114
Section K
Date
Page No.
TSD 2934 1 of 2

HYDRAULICS

In the interests of commonisation the accumulator previously instructed for French cars only Information Sheet 4 K 78 is now being fitted to all cars.

Both the new and existing assemblies will continue to be supplied for spares purposes.

The piece number of the part is repeated again for reference.

Displaced

New

UE 37234 Accumulator Sub-Assembly 2 off UE 37237

The following are the car serial numbers to which the modification has been fitted.

STANDARD CARS:

| | | | | | |
|-----------|-------------|-----------|-----------|-----------|-----------|
| SRX 22269 | SRX 22270 | SRH 22293 | SRH 22297 | SRH 22298 | SRH 22301 |
| SRH 22302 | SRH 22304 | SRH 22305 | SRH 22306 | SRH 22328 | SRH 22329 |
| SRX 22331 | SRX 22334 | SRH 22335 | SRH 22338 | SRH 22341 | SRX 22343 |
| SRH 22344 | SRH 22346 | SRH 22347 | SRX 22349 | SRH 22350 | SRX 22352 |
| SRH 22353 | SRH 22355 | SRH 22356 | SRH 22357 | SRX 22358 | SRH 22359 |
| SRH 22362 | SRH 22364 | SRH 22365 | SRX 22367 | SRH 22368 | SRX 22370 |
| SRD 22333 | SRD 22336 | SRD 22339 | SRD 22342 | SRD 22345 | SRD 22348 |
| SRD 22354 | SRD 22357 | SRD 22360 | SRD 22363 | SRD 22366 | SRD 22390 |
| SRD 22393 | SRD 22396 | SRD 22399 | SRD 22402 | SRD 22406 | SRD 22409 |
| SRD 22412 | and onwards | | | | |

COACHBUILT CARS:

| | | | | | |
|-----------|-------------|-----------|-----------|-----------|-----------|
| CRX 22455 | CRX 22514 | DRH 22515 | CRH 22516 | DRH 22517 | CRX 22518 |
| DRH 22580 | and onwards | | | | |

Applicable to: BENTLEY 'T' SERIES : SILVER SHADOW
CORNICHE

Information Sheet No. 4 K 114
Section K
Date
Page No. 2 of 2
TSD 2934

LWB CARS:

LRH 22371 LRX 22502 LRD 22313 to LRD 22316 incl.

LRD 22318 LRD 22372 LRD 22373 LRD 22374 LRD 22375 LRD 22377

LRD 22378 LRD 22380 and onwards

Rnr/NM/HB

CHAPTER L

ELECTRICAL SYSTEM

Spares Information Sheet issued for**BENTLEY T : SILVER SHADOW****Section L****Information Sheet No. 4.L.90****Page No. 1 of 1****Date 18 4 72****SWITCH KNOB**

A new Switch Knob with improved feel has been introduced on the Wiper Switch, Panel lights switch and Refrigeration and Ventilation Switches.

Except from an appearance point of view the switch knobs are completely interchangeable and the new one can be used for all replacements in sets.

For the time being both types will continue to be supplied.

The new numbers are as follows:-

DISPLACED**NEW**

UB 16455 Knob Wiper, Panel, Refrigeration and Ventilation Switch and split parking

UB 19862

The following are Car Serial Numbers which introduced the above switch knob.

STANDARD CARS

SRH 12592, 12612-5, SBH 12616, 12617, SBX 12618, SBH 12619, SRH 12620-3, SRH 12651, SRA 12652, SBH 12653, SRH 12654-9, SRX 12660, SRH 12661, 12662, SRH 12663, SRA 12664, SRH 12665-71, SRX 12672, SRH 12673-78, SBA 12679, SRH 12680, 12681, SRA 12682, SRH 12683, 12684, SBH 12685, SRH 12686, SBH 12688, 12712, 12713, SRA 12714, SRH 12715-21 and onwards.

LONG WHEELBASE CARS

LRH 12697, LRA 12698, LRH 12699, LRA 12700, 12701, LRH 12811, LRA 12812, 12814, LRH 12815, LRA 12855, 12857, LRX 12858 and onwards.

COACHBUILT CARS

DRH 12637, CRH 12638.

- - - - -

Cwt/KH/DB

Spares Information Sheet issued for

BENTLEY T : SILVER SHADOW

Section L

Information Sheet No. 4.L.96

Page No. 1

Date 30.9.71

SWITCHBOX CASING

The positioning of the words OFF, PARK, HEAD and FOG in the case of the switchbox casing used on cars with fog lamps, have been moved slightly, also the word LIGHTS added. Casings are interchangeable.

The switchbox casing used on Standard cars, i.e. cars with no fog lamps is interchangeable only if the sliding coupling, Spares Schedule K 4/7 Item 12, is also changed.

The part numbers are as follows:-

| <u>DISPLACED</u> | | | <u>NEW</u> |
|------------------|--|------------------|------------|
| UD.16625 | Casing - Switchbox |) Std.) Cars | UD.18300 |
| UD.10708 | Coupling - Sliding Spindles Lighting | | UD.5507 |
| UD.16656 | Casing Switchbox (with Fog lamp provision) | | UD.18301 |

Printed in England

Cwt/KH/DB

Spares Information Sheet issued for

Silver Shadow : Bentley T : Corniche

Section L

Information Sheet No. 4.L.96

Page No. 1 of 1 (Addendum)

Date 2 5 72

SWITCHBOX CASING

The following are the Car Serial Numbers that introduced these Switchbox Casings.

| | |
|-------------------------|--|
| 4 Door Saloons | SRX 11882 and all subsequent cars. |
| Long Wheelbase Saloons | LRH 11867 and all subsequent cars. |
| Corniche 2 Door Saloons | CBX 11837, CRH 11874, CRH 11898 and all subsequent cars. |
| Corniche Convertible | DRX 11880, DRX 11908 and all subsequent cars. |

Cwt/KH/DB

Spares Information Sheet issued for

BENTLEY T : SILVER SHADOW : CORNICHE

Section L (Issue 2)

Information Sheet No. 4.L.98

Page No. 1 of 1

Date 19 4 72

WINDSCREEN WASHER AND WIPER SWITCHES

A Direction and Headlamp flick switch which also incorporates a wash and wipe action is now being fitted.

Formally this feature was incorporated in the wiper washer switch on the instrument board (See S.1.S 4.L.87). The new instrument board switch operates the wipers only and the switch picture plate simply reads 'WIPER'.

With the introduction of this switch a larger hole in the column cowl is required. The new cowl is interchangeable providing the cover UR 17666 is supplied and attached to the switch shield with clear adhesive. Therefore with the exception of the cowl none of the parts are interchangeable and the piece numbers are as follows:-

| <u>DISPLACED</u> | | <u>NEW</u> |
|------------------|--|------------|
| UR 16530) | Switch, Direction Indicator, Headlamp Flick - | |
| UR 16531) | Wash/Wipe Lucas No. 131 SA | UR 17184 |
| UR 17374 | Assy. Steering column and switch cowl | UR 17348 |
| UD 16588 | Wiper Switch | UD 18181 |
| UD 17984 | Assy. Picture Plate, Wiper Switch (R.H.D. Corniche) | UD 18180 |
| UD 17542 | Assy. Picture Plate, Wiper Switch (L.H.D. Corniche) | UD 17734 |
| UD 15385 | Assy. Picture Plate, Radio Aerial Wiper Switch (Four Door saloon R.H.D. and L.W.B. cars) | UD 17730 |
| UD 15137 | Assy. Picture Plate, Wiper, Radio Balance Switch (L.H.D. cars) | UD 17731 |
| UD 15880 | Assy. Picture Plate, Wiper and Division (L.H.D. Division cars) | UD 17332 |
| UD 17004 | Assy. Picture Plate, Wiper Switch (L.H.D. cars) | UD 17733 |

The following are Car Serial Numbers to which the above modification has been fitted:-

| | |
|----------------------------|--|
| Four-door saloon cars | SRX 11882 and all subsequent cars |
| Long Wheelbase cars | LRH 11867 and all subsequent cars |
| Coachbuilt cars (Corniche) | CBX 11837, CRH 11878 and all subsequent cars |

Reissued to add further information and add part number of Steering Column Cowl Assy.

- - - - -

Cwt/KH/DB

Spares Information Sheet issued for

Section L

Information Sheet No. 4.L.99

Page No. 1

Addendum

Date 24 5 72

SEAT SAFETY BELT WARNING LAMP

The following are car serial numbers to which the seat belt warning light was fitted.

4 Door Saloon

SRA 12030, 12038, 12054, 12066, 12087, 12090, 12093, 12099, 12136, 12142, 12149, 12153, 12162, 12193, 12199, 12208, 12217, 12251, 12263, 12266, 12278, 12284, 12306, 12309, 12315, 12318, 12363, 12366, 12372, 12375, 12377, 12428 and onwards.

Long Wheelbase

LRA 11922, 11925, 11926, 11928, 11930, 11931, 12009, 12011, 12015, 12016, 12079, 12080, 12082, 12083, 12084, 12182, 12184, 12185, 12187, 12190, 12241, 12242, 12247, 12248, 12297, 12298, 12301, 12303, 12353, 12354, 12356, 12357, 12359, 12360, 12408, 12412, 12414, 12417, 12418 and onwards.

Corniche Saloon

CRA 11941, 12025, 12173, 12239 and onwards.

Corniche Convertible

DRA 11808, 11809, 11839, 11841, 11875, 11879, 11880, 11908, 11912, 11935, 11936, 12018, 12022, 12026, 12075, 12124, 12126, 12128, 12168, 12172, 12179, 12231, 12235, 12238, 12288, 12292, 12343, 12346, 12351 and onwards.

Cwt/KH/DB

Spares Information Sheet issued for

Silver Shadow : Bentley T : Corniche

Section L

Information Sheet No. 4.L.100

Page No. 1 (Addendum)

Date 2 5 72

MICRO-SWITCHES

The following are the Car Serial Numbers that introduced these Micro-Switches.

| | |
|-------------------------|------------------------------------|
| 4 Door Saloons | SRX 10322 and all subsequent cars. |
| Long Wheelbase Saloons | LRX 10258 and all subsequent cars. |
| Corniche 2 Door Saloons | CRX 10259 and all subsequent cars. |
| Corniche Convertible | DRX 10263 and all subsequent cars. |

Printed in England

Cwt/KH/DB

Spares Information Sheet issued for

BENTLEY T : SILVER SHADOW

Section L

Information Sheet No. 4.L.100

Page No. 1

Issue 4

Date 24 5 72

MICRO-SWITCHES

A simpler and therefore less expensive micro-switch has been introduced for use in the following applications.

The micro-switch now used in the Window lift, Division and Aerial applications is of the normally open type and has only one terminal; formerly the switch had two terminals one of which was normally open and the other normally closed.

The neutral fast level micro-switch in the Gearbox Electric Actuator now has blade type connections and replaces a switch with eye connections.

All the switches are interchangeable but it will be necessary to change the connections on the socket assembly to suit the new neutral fast level micro-switch in the Gearbox Actuator.

Piece numbers of the replaced parts can be found in the Temporary supplement for cars after Serial Number 9000, Parts list section 2031, 2041, 5242, 6083.

DISPLACEDNEW

| | | |
|----------|--|----------|
| UD 16021 | Assy. Micro-switch - Window Lift | UD 17969 |
| UD 15410 | Micro-switch | UD 17968 |
| UD 16021 | Assy. Micro-switch - Division Glass and Aerial Actuator | UD 17969 |
| UD 15410 | Micro-switch | UD 17968 |
| UD 15410 | Micro-switch (Automatic Speed Control Regulator) | UD 17968 |
| UD 15410 | Micro-switch Operating Cam) Gearbox | UD 17968 |
| |) Electric | |
| UD 15410 | Micro-switch Neutral Fast Level) Actuator | UD 16580 |
| UG 13340 | Assy. 6 way plug actuator | UG 13491 |

Re-issued to amend type-script

Cwt/KH

Spares Information Sheet issued for**BENTLEY T : SILVER SHADOW****Section L****Information Sheet No. 4.L.101****Page No. 1 of 1****Date 31 1 72****FRONT & REAR DOOR SPEAKERS**

Improved types of speakers are now being fitted. They are smaller and are mounted indirectly to the door on a wooden spacer. A cork joint is used to seal the speaker outlet to the trim pad. The sound absorbing pad formerly fitted is no longer required. Modified connectors have been fitted to the front and rear door wiring looms. Speakers are interchangeable singly or as a set and the numbers are as follows:-

DISPLACED**NEW**

UW 13196 Joint - Speaker Mounting

UW 13272 Pad - Sound Absorbing

(UD 17233 Long Wheelbase) Speaker - Front Doors

UD 18039

(Division cars formerly) Speaker - Rear Doors

UD 18040

(UD 16874 4 Door Saloons, Long) Speaker - Front Doors

UD 18039

(Wheelbase cars without)

(Division formerly) Speaker - Rear Doors

UD 18040

Joint - Speaker Mounting

UW 13936

Assy. Speaker - Mounting Board

UW 13939

Screw - Mounting Board to Inner Panel

CS 31722/Z

Washer - Mounting Board to Inner Panel

X 4452/Z

Screw - Speaker to Mounting Board

UA 6844/Z

Washer - Speaker to Mounting Board

X 4446/Z

Nut - Speaker to Mounting Board

UA 11403/Z

Printed in England

CwtKH/DB

Applicable to: BENTLEY T : SILVER SHADOW

Information Sheet No. 4 L 102

Section L

Date

Page No. 1 of 1

(Issue 3)

TUDOR WINDSCREEN WASHER BOTTLE AND MOTOR

A new type Tudor Bottle and Motor has been introduced replacing the Trico Bottle with separately mounted pump.

The Tudor Bottle and Motor, together with a steady bracket, can be used for all replacement.

The displaced parts are shown in Spares Schedule Section K 2/4 Items 1, 6, 10 and the new numbers are as follows:-

DISPLACEDNEW

| | | |
|----------|---|----------|
| UD 16738 | Assy. Trico Windscreen Washer Bottle. | |
| UD 16739 | Assy. Pump - Trico Washer Bottle. | |
| UD 18482 | Retainer - Washer Bottle. | |
| UE 36559 | Tube-Pump to Washer Bottle. | |
| | Assy. Tudor Windscreen Washer Bottle and Motor. | UD 18791 |
| | Motor, Pump and Loom Assy. | RH 2582 |
| | Container. | CD 5671 |
| | Closure. | CD 5240 |
| | Bracket. | CD 5673 |
| | Hose. | CD 5674 |
| | Bracket Steady - Tudor Windscreen Washer. Bottle and Motor. | UD 18779 |

Re-issued to change CD 5670 to CD 5245
and CD 5672 to CD 5240

2nd Re-issue to amend typescript.

Cwt/KH/DB

Spares Information Sheet issued for
SILVER SHADOW : BENTLEY T SERIES

Section **L**
Information Sheet No. 4.L.102
Page No. 1 of 1 (ADDENDUM)
Date 17 2 72

TUDOR WINDSCREEN WASHER BOTTLE AND MOTOR

The following are Car Serial Numbers to which the Tudor washer bottle was introduced.

FOUR-DOOR SALOON CARS

SRH 12368, 12371, 12460, 12488, SRX 12491, SRH 12497, SRA 12492, SRH 12498, 9, 12501, SRX 12502, SRH 12503-6, 12509, 10, SRH 12515, SBX 12517, SRH 12518, 9, 20, SRH 12530, 1, SRA 12532, SRH 12533, 4, 5, 6, 7, SRH 12540, SRA 12541, SRH 12542, 3, SRA 12544, SRH 12545, 6, 7, 8, 9, SRA 12550, SRH 12551, SRA 12552, SRX 12553, SRH 12554, 5, 6, 7, SRH 12560, 1, SBX 12562, SBH 12564, SRH 12566 and onwards.

LONG WHEELBASE CARS

LRA 12410, LRH 12415, LRA 12425, LRA 12521, 2, LRH 12524, LRX 12525, LRA 12527, LRA 12529, LRX 12577, LRH 12578, LRX 12579, LRA 12580, 1 and onwards.

CORNICHE CARS

CRH 12468, 12474, 12476, 12479, CRX 12481, CRH 12571, DRH 12473, DRA 12475, DRH 12477, DRA 12478, DRH 12480, DRA 12482, 12573, DRH 12575, 6 and onwards.

Cwt/KH/DB

Spares Information Sheet issued for
BENTLEY T : SILVER SHADOW
Section L**Information Sheet No. 4.L.103****Page No. 1 of 1 (Issue 2)****Date 4.2.72****BATTERY**

A new Lucas Pacemaker battery has been introduced for cars destined for the U.S.A. and a Dagenite Autofil for countries other than the U.S.A.

To enable the Lucas Pacemaker to be fitted, the battery box assembly has been modified by fixing two new spacers in a slightly different position, and a modified clamping plate introduced.

The Dagenite Autofil is completely interchangeable.

The piece numbers are as follows:-

| <u>DISPLACED</u> | | <u>NEW</u> |
|-------------------------|--|-------------------|
| UD 17525 | Battery Box Assembly | UD 18461 |
| UD 15921 | Clamping Plate Assembly | UD 18712 |
| | Spacer-Battery box (Part of UD 18461) | UW 14202 |
| UD 16594 | Battery Box and Tool Box Assembly | UD 18477 |
| UD 15789 | Battery-Dagenite | |
| | Battery-Lucas Pacemaker (U.S.A. only) | UD 18478 |
| | Battery-Dagenite Autofil (Countries other than U.S.A.) | UD 18555 |
| UD 17524 | Battery Cover Assembly | |
| UD 16224 | Label | |
| | Battery Cover Assy. (U.S.A. only) | UD 18720 |
| | Battery Cover Assy. (Countries other than U.S.A.) | UD 18719 |
| | Label - Lucas Pacemaker | UD 18691 |
| | Label - Dagenite Autofil | UD 18584 |
| | The following existing part is also required:- | |
| | UD 14803 Tie Rod | |

Printed in England

Spares Information Sheet issued for
BENTLEY T : SILVER SHADOW

Section L
Information Sheet No.4.L.103 Add.
Page No.1 of 1
Date 4.2.72

BATTERY

The following are Car Serial Numbers where the Dagenite Autofil battery was introduced.

Four Door Saloon Cars

SRX.12196, SRH.12202-3, 12212, 12220, SRX.12303, SRX.12305,
SRH.12316, 12333-9.
SBX.12340, SRH.12342, SBH.12361, SRH.12365, 12367, SRH.12369, 12373,
12378, SRX.12379, SRH.12380 onwards.
Less SRX.12387, SRH.12396-8, 12458, 12494.

Corniche Cars

CRH.12293, CRX.12295, CRH.12345, 12347, 12399 onwards.
DRH.12294, 12400 onwards.

Long Wheelbase Cars

LRH.12411, 12413, 12419 onwards.

The following are Car Serial Numbers where the Lucas
Pacemaker battery was introduced.

Four Door Saloon Cars

SRX.12263, 12309, 12363, 12366, 12372, 12375-7 onwards, less SRA.12490.

Corniche Cars

CRA.12401, DRX.12343-4, 12346, 12351-2, 12403 onwards.

Long Wheelbase Cars

LRA.12190, 12353, 12356, 12359-60, 12408, 12414, 12417-8 onwards.

Spares Information Sheet issued for**BENTLEY T : SILVER SHADOW**

Section L
Information Sheet No. 4.L.104
Page No. 1 of 1
Date 4 5 72

BATTERY CABLE

A modified battery cable has been introduced to avoid a foul with the front suspension compliance rod.

The new cable can be used for all replacements.

Spares schedule reference K16/4 Item 26.

DISPLACED

UD 13311 Assy. Battery Cable Positive.
UD 13395 Assy. Battery Cable Positive Long
Wheelbase cars only.

NEW

UD 18493
UD 18494

Cwt/KH/DB

Spares Information Sheet issued for
BENTLEY T : SILVER SHADOW CARS FOR
U.S.A., JAPAN & HONG KONG

Section L
Information Sheet No. 4.L.105
Page No. 1 of 1
Date 17.3.72

RADIO

A new Bendix AM/FM Stereo Radio has been introduced to replace the Philips 22 RN 69/85 Radio for these cars.

To fit this radio it has been necessary to introduce a new mounting bracket and a finisher for the front compartment centre console and the centre division console on L.W.B. cars.

The Part numbers are as follows:-

| <u>DISPLACED</u> | | | <u>NEW</u> |
|------------------|--|------------------|------------|
| UD.18252 | Bendix Radio | | UD.18570 |
| | Assy. Mtg. Br'kt. Bendix radio |) FRONT | UD.18557 |
| | |) COMPARTMENT | |
| | Assy. Finisher - Bendix radio |) CENTRE CONSOLE | UD.14265 |
| UB.17853 | Assy. Crash Padding - Console Division |) | |
| | |) CENTRE | UB.30217 |
| | |) DIVISION | |
| UB.16710 | Assy. Mtg. Br'kt. Bendix radio |) CONSOLE LWB. | UD.18694 |
| | |) | |
| UB.17376 | Assy. Finisher Bendix radio |) | UD.18695 |

The following are Car Serial Numbers that introduced the above modification.

U.S.A. cars

Four Door Saloons SRA 13030 onwards.

Long Wheelbase LRA 13009, LRA 13079 onwards.

Japanese and Hong Kong cars

SRH 13114 onwards.

Spares Information Sheet issued for

BENTLEY T : SILVER SHADOW : RIGHT-HAND

Section L

Information Sheet No. 4.L.106

Page No. 1 of 1

Date 30 6 72

HEADLIGHTS

The wattage of the headlamps on these cars has been increased on the inboard lamp to 75 watts and on the outboard one to 37½/60.

DISPLACED**NEW**

| | | |
|----------|------------------------|----------|
| UD 12859 | Headlamp 1A (Inboard) | UD 18782 |
| UD 12860 | Sealed Beam Unit | UD 18780 |
| | Backshell | UD 8536 |
| UD 8525 | Headlamp 2A (Outboard) | UD 18783 |
| UD 8540 | Sealed Beam Unit | UD 18781 |
| | Backshell | UD 8536 |

Spares Information Sheet issued for

BENTLEY 'T' SERIES: SILVER SHADOW

Section L

Information Sheet No 4.L.107

Page No 1 of 1

Date 28 9 72

DISTRIBUTOR - IGNITION

(SPARE PARTS LIST A8/4 AM 2)

A change has been made in the distributor fitted to cars with Exhaust Emission Control system.

The new pieces will be supplied for all replacements.

Part Numbers are as follows:-

DISPLACEDNEW

| | | |
|----------|-------------------------------|----------|
| UE.37585 | Assembly Ignition Distributor | UE.38008 |
| UE.37586 | Ignition Distributor | UE.38009 |

Cwt/KH/GL

Section T.

Information Sheet No. 4L 108

Page No. 1 of 1

Date 5 October 1972

REAR LAMPS

The lights are not interchangeable and the part numbers are as follows:-

| DISPLACED | | NEW |
|-----------|-------------------------------------|---------|
| UD17065 | Combined Rear Lamp (USA-CANADA). | UD18596 |
| | Lens-Reverse (Clear). | CD5714 |
| CD5655 | Lens-Flasher. | CD5715 |
| CD5137 | Lens-Stop Tail. | CD5716 |
| UD17066 | Combined Rear Lamp (France). | UD17970 |
| | Lens-Reverse (Amber). | CD5713 |
| CD5136 | Lens-Flasher. | CD5711 |
| CD5137 | Lens-Stop Tail. | CD5712 |
| UD17066 | Combined Rear Lamp. Countries other | UD17971 |
| | than France, USA, Canada. | |
| | Lens-Reverse (Clear). | CD5714 |
| CD5136 | Lens Flasher. | CD5711 |
| CD5137 | Lens Stop Tail. | CD5712 |

The following are car serial numbers which introduced this modification:-

Standard 4 Door Cars RR SRH13754 onwards

B SBH13755 onwards

LWB USA/CANADA LRA13921 onwards

Other than USA/CANADA LRX13973 onwards

Cwt/KH/DB

Spares Information Sheet issued for

BENTLEY 'T' SILVER SHADOW
NORTH AMERICAN CARS

Section L
Information Sheet No. 4L 109
Page No. 1 of 1
Date 5 October 1972

CIRCULATE USA ONLY

PANEL LIGHT DIMMING CIRCUIT

In order to comply with recent legislation the Panel lights are now being dimly lit, when the car headlamps are on. A dimming circuit which is secured behind the instrument board is being fitted in order to achieve this.

The part numbers are as follows:-

UD.18789 Assy Dimming Circuit

UA.8661/Z Woodscrew

The following are car serial numbers that introduced this modification.

Standard Cars SRA.13758 onwards.

Coachbuilt and
LWB Cars

Convertible DRA.13413 onwards.

Saloons CRA.13459 onwards.

LWB LRA.13921 onwards.

Cwt/KH/DB

Spares Information Sheet issued for

BENTLEY 'T' AND SILVER SHADOW

Section L

Information Sheet No. 4L 110

Page No. 1 of 1

Date 5 October 1972

PERMANENT MAGNET WIPER MOTOR

A new wiper motor incorporating an intermittent wipe device is now being fitted to these cars. In the interests of commonisation, the motor less gear and friction drive, the gear and friction drive assembly and rack will all be supplied as separate items only.

It is possible to fit the new parts in place of the old but for the time being both will continue to be supplied for spares.

The spares schedule locations are K1/4, AM.1 Item 1 and K1/5 AM.1 Item 1.

Piece numbers are as follows:-

| <u>DISPLACED</u> | | <u>NEW</u> |
|------------------|--|------------|
| UD.16132 | Wiper Motor Complete with Rack LH Cars | UD.18944 |
| CD.5612 | Wiper Motor (Less Gear) | CD.5708 |
| CD.5610 | Gear and Friction Drive Assembly | CD.5709 |
| UD.16605 | Wiper Motor Complete with Rack RH Cars | UD.18943 |
| CD.5612 | Wiper Motor (Less Gear) | CD.5708 |
| CD.5609 | Gear and Friction Drive Assembly | CD.5710 |

The following are car serial numbers which introduced this modification.

| | | |
|----------------------|-----------------------|-------------------|
| Standard 4 Door Cars | RR | SEH.13754 onwards |
| | B | SBH.13755 onwards |
| Convertible | USA/CANADA | DRA.13413 onwards |
| | OTHER THAN USA/CANADA | DRH.13861 onwards |
| Saloons | USA/CANADA | CRA.13459 onwards |
| | OTHER THAN USA/CANADA | CRH.13984 onwards |
| LWE | USA/CANADA | LRA.13921 onwards |
| | OTHER THAN USA/CANADA | LRX.13973 onwards |

Cwt/KH/DB

Spares Information Sheet issued for**BENTLEY 'T' : SILVER SHADOW**

Section L

Information Sheet No. 4.L.111

Page No. 1 of 3

Date 5 10 72

INSTRUMENT BOARD & CUBBY BOX

A new Instrument Board incorporating several new features has been introduced.

There are three separate clusters of warning lights the Panel light, Windscreen Wiper, Radio Balance Aerial and Division Switches are all illuminated.

The boot door has been included in the central locking system. The switch for it is located in the cubby box.

None of the parts are interchangeable except for the items marked * and the numbers are as follows:-

Displaced Parts Spares Schedule Location are as follows
K6/5 Am.1 Items 77, 91, 92, 93, 97, 98, 102, 121, 130, 133,
138, 158, L23/5 Am. 1 Item 58.

DISPLACED**NEW**

| | | |
|----------|--|-----------|
| UD 15007 | Bracket Mounting Wiper Switch | UD 18532 |
| UD 18181 | Assy Wiper Switch 4 position | UD 19089 |
| UW 13151 | Assy Instrument Board LH Cars | UW 14361 |
| UW 12357 | Instrument Board LH Cars | UW 14181 |
| UW 11717 | Assy Instrument Facia LH Cars | UW 14193 |
| UW 11728 | Facia - Centre Panel LH Cars | UW 14195 |
| UW 11729 | Facia Side Panel LH Cars | UW 14393 |
| UW 12011 | Assy Cubby Box RH Cars | UW 14359* |
| | Surround | |
| UW 13150 | Assy Instrument Board RH Cars | UW 14362 |
| UW 12356 | Instrument Board RH Cars | UW 14182 |
| UW 12082 | Assy Instrument Facia RH Cars | UW 14194 |
| UW 12106 | Facia-Centre Panel RH Cars | UW 14196 |
| UW 12105 | Facia-Side Panel RH Cars | UW 14394 |
| UW 12012 | Assy Cubby Box RH Cars | UW 14360* |
| | Surround | |
| UW 14279 | Assy Instrument Board (Corniche LH) | UW 14449 |
| UW 13577 | Instrument Board (Corniche LH) | UW 14451 |
| UW 14280 | Assy Instrument Board (Corniche RH) | UW 14450 |
| UW 13576 | Instrument Board (Corniche RH) | UW 14452 |
| - | Light Barrier - Facia | UW 14197 |
| - | Filter - Picture Plate | UD 18404 |
| - | Cover - Wipe-Switch | UD 18405 |
| UD 15005 | Mounting Bracket - | UD 18408 |
| | Radio Balance Switch (Not Division Cars) | |

Spares Information Sheet issued for
BENTLEY 'T' : SILVER SHADOW

Section L
 Information Sheet No. 4.L.111
 Page No. 2 of 3
 Date 5 10 72

| <u>DISPLACED</u> | | <u>NEW</u> |
|------------------|---|------------|
| UD 15281 | Assy Bulb Holder - Picture Plate | UD 18409 |
| UD 15006 | Mounting Bracket - Panel Light Switch (L.H. Cars) | UD 18410 |
| UD 15006 | Mounting Bracket - Panel Light Switch (R.H. Cars) | UD 18651 |
| UD 15772 | Mounting Bracket - Switch - Radio Aerial | UD 18411 |
| UD 15771 | Mounting Bracket - Switch Division | UD 18411 |
| | Tab Washer - Micro Switch Location (RH Cars) | UB 18818 |
| | Tab Washer - Micro Switch Location (LH Cars) | UB 18819 |
| | Identification plate - Boot Unlock (RH Cars) | UB 18820 |
| | Identification plate - Boot Unlock (LH Cars) | UB 18821 |
| | Assy Switch - Boot Lock | UD 17337 |
| | Bezel - Switch Boot Lock | UD 14670 |
| | Push Button - Boot Lock | UD 17252 |
| | Nut - Plunger Sleeve | UD 17320 |
| UB 17997 | Assy Bracket and Check Arm Cubby Box (LH Cars) | UB 18831 |
| UB 17998 | Assy Bracket and Check Arm Cubby Box (RH Cars) | UB 18830 |
| UD 15881 | Assy Picture Plate - Panel Light and Division (LWB RH Division Cars) | UD 18655 |
| UD 17732 | Assy Picture Plate - Wipe and Division (LWB LH Division Cars) | UD 18657 |
| UD 15386 | Assy Picture Plate - Panel Light and Radio (RH Std. and LWB Cars Non Division) | UD 18659 |
| UD 17730 | Assy Picture Plate - Radio Aerial and Wipe (RH Std. and LWB Cars Division & Non Division) | UD 18661 |
| UD 15136 | Assy Picture Plate - Radio Aerial and Light (LH Std. and LWB Cars Division & Non Division) | UD 18663 |

Printed in England

continued...

Spares Information Sheet issued for
BENTLEY 'T' : SILVER SHADOW

Section L
 Information Sheet No. 4.L.111
 Page No. 3 of 3
 Date 5 10 72

| <u>DISPLACED</u> | | <u>NEW</u> |
|------------------|--|------------|
| UD 17731 | Assy Picture Plate - Wipe and Radio Balance (LH Std. and LWB Cars Non Division) | UD 18664 |
| UW 17734 | Assy Picture Plate "Wipe" (Corniche LH) | UD 18807 |
| UW 18180 | Assy Picture Plate "Wipe" (Corniche RH) | UD 18808 |
| | Assy Warning Light (Coolant, Parking Brake Low Fuel, Stop Lamp Failure) | UB 19837 |
| | Assy Warning Light (1 low Pressure, 2 low Pressure Low Fluid, Master Cylinder) | UB 19838 |
| | Assy Warning Light (Partial Brake Failure) | UB 19870 |

The following are car serial numbers which introduced this modification.

| | | |
|----------------------|-------------------------------------|------------------------|
| Standard 4 Door Cars | RR B | SRH 13754 SBH 13755 |
| Convertible | USA/CANADA OTHER THAN USA/CANADA | DRA 13413 DRH 13861 |
| Saloons | USA/CANADA OTHER THAN USA/CANADA | CRA 13459 CRH 13984 |
| LWB | USA/CANADA OTHER THAN USA/CANADA | LRA 13921 LRX 13973 |

Cwt/KH/DB

Spares Information Sheet issued forBENTLEY 'T' : SILVER SHADOW USA
& CANADA ONLYSection L
Information Sheet No. 4.L.112
Page No. 1 of 1
Date 6 10 72REAR NUMBER PLATE ILLUMINATION

Two new lamps have been introduced to illuminate the license plate on these cars.

The displaced parts are shown in Spares Schedule Location K8/2 Am. 1 Item 28, 33.

The part numbers are as follows:-

| | | |
|-----------|--|--------------------|
| DISPLACED | | NEW |
| UD12152 | Assy. Lamp Rear License Plate Illumination Distance Piece. | UD18496 SPC1130 |
| UD10935 | Assy. Plate - Blanking Fairing. | UD18501 |

The following existing parts will be required:

| | |
|-----------------------------------|-----------|
| Washer - Lamp Mounting. | CS32056/Z |
| Bulb 12-V-6w (supplied with Lamp) | RD4241 |
| Washer - Lamp Mounting. | UA2051/Z |

The following are car serial numbers that introduced this modification.

Standard cars - SRA13758 onwards.

Coachbuilt and LWB cars

| | |
|-------------|-------------------|
| Convertible | DRA13413 onwards. |
| Saloons | CRA13459 onwards. |
| LWB | LRA13921 onwards. |

Cwt/KH/DB

Spares Information Sheet issued for

BENTLEY 'T' : SILVER SHADOW

Section L
 Information Sheet No. 4.L.113
 Page No. 1 of 1
 Date 6 10 72

WINDSCREEN WASHER

A control unit providing intermittent windscreen wipe is now being fitted. At the same time modifications have been made to the wash/wipe control, Spares Schedule K12/5 Item 88. Two extra cables now emerge from the cover; these can be taped back if not required. Cables are no longer provided on the control unit terminals, these can be transferred from the original unit.

Piece numbers are as follows:-

| | | |
|-----------|-----------------------------------|---------|
| DISPLACED | | NEW |
| UD17694 | Unit Control - Washer and Wiper. | UD18370 |
| | Unit Control - Intermittent wipe. | UD18361 |

The following are car serial numbers which introduced this modification:

| | | |
|------------------------|------------|------------------|
| Standard 4 Door Cars - | RR | SRH13754 onwards |
| | B | SBH13755 onwards |
| Convertible | USA/CANADA | DRA13413 onwards |
| | Other than | |
| | USA/CANADA | DRH13861 onwards |
| Saloons | USA/CANADA | CRA13459 onwards |
| | Other than | |
| | USA/CANADA | CRH13984 onwards |
| LWB | USA/CANADA | LRA13921 onwards |
| | Other than | |
| | USA/CANADA | LRX13973 onwards |

Cwt/KH/DB

Spares Information Sheet issued for

BENTLEY 'T' : SILVER SHADOW

Section L

Information Sheet No 4L 114

Page No. 1 of 1 2nd Issue

Date 21 11 72

ELECTRIC WINDOW LIFT

A permanent magnet type Window Lift Motor is now being fitted; with the exception of the Switch, which can be used for all replacements, none of the parts concerned are interchangeable.

Piece numbers are as follows:-

| DISPLACED | | NEW |
|-----------|---------------------------|---------|
| UD11391 | Motor | UB30041 |
| UB12663 | Assy. Gear Case. | UB30039 |
| UB12705 | Assy. - Mounting Bracket. | UB19902 |
| UB13627 | Grommet. | UB17417 |
| UD17969 | Assy. Switch. | UD16021 |

The displaced piece numbers can be found in the spares schedule section K15/3 Items 1,3,74,75,110. K11/3 Am.2 Item 31. K15/2 Am.1 Items 1, 3, 79, 80.

The following are car serial numbers which introduced this modification:-

Standard cars: SRH13754 onwards.

LWB cars: USA/Canada LRA13921 onwards.

Other than USA/Canada LRX13973 onwards.

Re-issue.

Reason to delete Coachbuilt car serial numbers.

Cwt/KH/DB

Spares Information Sheet issued for

Bentley 'T' and Silver Shadow

Section L

Information Sheet No. 4L 115

Page No. 1 of 2

Date 10 10 72

CENTRE CONSOLE ILLUMINATION

The method of illuminating the centre console control panel has been changed.

As a result there have been several changes of piece number none of which are interchangeable.

| <u>DISPLACED</u> | | <u>NEW</u> |
|------------------|--|------------|
| | Perspex Panel Centre Console | UD 18928 |
| | Assy Bulb Holder Centre Console Illumination | UD 19079 |
| | Filter, Illumination Panel (Light blue) | UD 18932 |
| UB 19646 | Assy Control Panel | UB 30603 |
| UB 19760 | Assy Centre Console | UB 30604 |
| UB 19334 | Assy Lower Roll and Bulb Holder) RH without | |
| UB 18048 | Assy Lower Roll) speed | UB 30619 |
| |) control | |
| UB 19396 | Assy Lower Roll and Bulb Holder) RH with | |
| UB 18650 | Assy Lower Roll) speed | UB 30620 |
| |) control | |
| UB 19333 | Assy Lower Roll and Bulb Holder) LH without | |
| UB 19050 | Assy Lower Roll) speed | UB 30621 |
| |) control | |
| UB 19395 | Assy Lower Roll and Bulb Holder) LH with | |
| UB 19084 | Assy Lower Roll) speed | UB 30622 |
| |) control | |
| UW 14095 | Assy Finishing Panel, Cartridge Tape) | |
| | Player) | UW 14560 |
| UW 14096 | Assy Finishing Panel Radiomobile) WITH | |
| | 1080-1075) SEAT | UW 14561 |
| UW 14097 | Assy Finishing Panel Philips 22 RN) BELT | |
| | 691 & 698) WARN- | UW 14562 |
| UW 14098 | Assy Finishing Panel Bosch Radio) ING | UW 14563 |
| UW 14099 | Assy Finishing Panel Philips 22 RN) | |
| | 681 & 686) | UW 14564 |
| UW 14118 | Assy Finishing Panel Casette Tape N) | |
| | 2602) | UW 14565 |

Continued....

Spares Information Sheet issued for

Section L

Information Sheet No. 4L 115

Page No. 2 of 2

Date 10 10 72

DISPLACEDNEW

| | | | |
|----------|-------------------------------------|---------|----------|
| UW 14061 | Assy Finishing Panel Philips 22 RN |) | |
| | 691 & 698 |) | UW 14566 |
| UW 14062 | Assy Finishing Panel Philips 22 RN |) WITH | |
| | 681 & 686 |) | UW 14567 |
| UW 14063 | Assy Finishing Panel Cartridge Tape |) NO | |
| | Player |) SEAT | UW 14568 |
| UW 14064 | Assy Finishing Panel Bosch Radio |) | UW 14569 |
| UW 14065 | Assy Finishing Panel Radiomobile |) BELT | |
| | 1080 or 1075 |) WARN- | UW 14570 |
| UW 14089 | Assy Finishing Panel Cassette Tape |) | |
| | Player |) ING | UW 14571 |

The following are car serial numbers which introduced this modification:-

| | | |
|-----------------------|-----------------------|-------------------|
| Standard 4 Door Cars: | RR | SRH 13754 onwards |
| | B | SBH 13755 onwards |
| Convertible: | USA/Canada | DRA 13413 onwards |
| | Other than USA/Canada | DRH 13861 onwards |
| Saloons: | USA/Canada | CRA 13459 onwards |
| | Other than USA/Canada | CRH 13984 onwards |
| LWB: | USA/Canada | LRA 13921 onwards |
| | Other than USA/Canada | LRX 13973 onwards |

Spares Information Sheet issued forBENTLEY 'T' SILVER SHADOW

Section L

Information Sheet No. 4.L.116

Page No. 1 of 1 2nd Issue

Date 21 11 72

ELECTRIC WINDOW LIFT

A four way circuit breaker has now been introduced to protect the window lift motors on these cars.

A clamping bracket and two sheet metal screws secure the circuit breaker to its mounting bracket, it is located at the rear of the parcel tray aperture.

The new part numbers are as follows:-

UD.18473 Assy mounting bracket 4 way circuit breaker.

UD.18474 Clamping bracket.

UD.18476 EWL 4 way Circuit Breaker.

The following standard part will be required.

UA.7902/Z Screw

The following are car serial numbers which introduced this modification.

| | | |
|----------------------|----|-----------|
| Standard 4 Door Cars | RR | SRH.13754 |
| | B | SBH.13755 |

| | | |
|-----|-----------------------|-----------|
| LWB | USA/CANADA | LRA.13921 |
| | OTHER THAN USA/CANADA | LRX.13973 |

Re-issue.

Reason To delete Coachbuilt car serial numbers.

Cwt/KH/DB

Spares Information Sheet issued for

Bentley 'T' : Silver Shadow

Section L

Information Sheet No. 4.L.117

Page No. 1 of 1

Date 18 10 72

RELAYS

A stop lamp failure warning relay is now being fitted on all cars.

A brake light and flasher dimming relay is being fitted on all cars except those exported to the U.S.A.

The relays are located in the luggage boot on the rear squab panel and the part numbers are as follows :-

| | | |
|-----------|--|-----------|
| UD 18589 | Relay, Flasher and Brake light Dimming |) Not USA |
| UA 7141/Z | Screw, RELay Flasher and Brake light Dimming |) cars |
| UD 18982 | Relay, Stop lamp Failure warning | |
| UA 7903/Z | Screw Stop lamp Failure warning | |
| UD 19050 | Mounting bracket - Stop lamp warning Relay | |

The following are car serial numbers which introduced this modification.

| | | |
|----------------------|-----------------------|-----------|
| Standard 4 Door Cars | RR | SRH 13754 |
| | B | SBH 13755 |
| Convertible | USA/Canada | DRA 13413 |
| | Other than USA/Canada | DRH 13861 |
| Saloons | USA/Canada | CRA 13459 |
| | Other than USA/Canada | CRH 13984 |
| LWB | USA/Canada | LRA 13921 |
| | Other than USA/Canada | LRX 13973 |

Cwt/KH/DB

Spares Information Sheet issued for

Bentley 'T' Silver Shadow

Section L

Information Sheet No: 4.L.118

Page No 1 of 2

Date 31 10 72

PRINTED CIRCUIT - WARNING LIGHT TEST

The following units have been mounted on a single printed circuit:-
coolant level amplifier, high metal temperature warning buzzer,
test relay, fuel warning light dimming relay, coolant probe relay.
Piece numbers are as follows:-

DISPLACEDNEW

| | | |
|----------|---------------------------------------|----------|
| | Assy Printed Circuit | UD 18576 |
| | Insulation Card | UD 18523 |
| | Fastex Nut | SPC 1140 |
| | Bracket - Circuit to Instrument Board | UD 18524 |
| | Bracket - Support | UD 19310 |
| UD 17689 | Support - Channel | UD 19311 |
| UB 15992 | Mod Assy Panel Facia | UB 30207 |
| UD 15258 | Clip - Scuttle - Looms | UD 18581 |
| | Support Plate | UD 19309 |
| | Assy Bracket Support Channel | UD 19312 |
| | Fastex Nut | SPC 1294 |

The following existing relay is required

| | |
|----------------------------|----------|
| Relay - Warning Light Test | UD 11468 |
|----------------------------|----------|

The following standard parts will be required

| | |
|--------------------------------------|-----------|
| Screw No. 8 Diode Board Fixing | UA 7923/Z |
| Screw 2 BA Plate to Bracket | UA 6803/Z |
| Washer Plate to Bracket | X 4404/Z |
| Screw 2 BA Bracket to Wash/Wipe Unit | UA 6805/Z |
| Nut 2 BA Bracket to Wash/Wipe Unit | X 4006/Z |

Continued.....

Spares Information Sheet issued for

Section L

Information Sheet No 4.L.118

Page No. 2 of 2

Date 31 10 72

The following are car serial numbers which introduced this modification

| | | |
|-------------------------|-----------------------|-------------------|
| Standard 4 Door Cars | RR | SRH 13754 onwards |
| | B | SBH 13755 onwards |
| Convertible | USA/CANADA | DRA 13413 onwards |
| | OTHER THAN USA/CANADA | DRH 13861 onwards |
| Saloons | USA/CANADA | CRA 13459 onwards |
| | OTHER THAN USA/CANADA | CRH 13984 onwards |
| LWB | USA/CANADA | LRA 13921 onwards |
| | OTHER THAN USA/CANADA | LRX 13973 onwards |

Printed in England

Cwt/KH/DB

Applicable to: BENTLEY 'T' : SILVER SHADOW

Information Sheet No. 4.L.118
Section L Addendum
Date 13 9 73
Page No. 1 of 1
TSD 2934

PRINTED CIRCUIT - WARNING LIGHT TEST

When the high metal temperature warning buzzer is mounted on the printed circuit, the rivetted on mounting bracket is unnecessary and has been removed.

The piece number of the buzzer without the mounting bracket is UD 19300, however, as it is a simple matter to remove the bracket when it is not required, it has been decided to commonise and supply the original buzzer, UD 17772, for spares purposes, the bracket to be removed when necessary.

Cwt/KH/NM

Spares Information Sheet issued for
BENTLEY 'T' & SILVER SHADOW

Section L
 Information Sheet No. 4.L.119
 Page No. 1 of 1
 Date 1 11 72

COURTESY LIGHT DELAY SYSTEM

In order to provide a delay between the car door closing and courtesy light going out, a courtesy light delay unit has been introduced.

This is located behind the cubby box.

The piece numbers are as follows:-

| | | |
|-----------|--|-----------|
| DISPLACED | | NEW |
| | Courtesy Light Delay Unit | UD 18587 |
| UD 17125 | Mounting Bracket - Courtesy Light Delay (Corniche only). | UD 18588 |
| | Screw - Mtg. Delay Unit | UD 7902/Z |

The following existing parts will also be required:-

UD 9270 Relay
 UD 15257 Flexible Relay Mounting

The following are car serial numbers which introduced this modification:-

| | | |
|------------------------|----|-------------------|
| Standard 4 Door Cars | RR | SRH 13754 onwards |
| | B | SBH 13755 onwards |
| Convertible USA/Canada | | DRA 13413 onwards |
| Other than USA/Canada | | DRH 13861 onwards |
| Saloons USA/Canada | | CRA 13459 onwards |
| Other than USA/Canada | | CRH 13984 onwards |
| LWB USA/Canada | | LRA 13921 onwards |
| Other than USA/Canada | | LRX 13973 onwards |

Cwt/KH/DB

Applicable to: BENTLEY 'T' &
SILVER SHADOW

Information Sheet No. 4.L.120
Section L
Date 11 4 73
Page No. 1 of 1

STARTER MOTOR

For some time starter motors fitted on right and left hand cars have differed, the solenoid being on the upper half of the motor on right hand cars and the lower half on left hand cars.

All production cars are now being fitted with the right hand type motor. Left hand type service replacement motors will be available for some time to come but when they are not the right hand type motor will be supplied and can be fitted.

Cwt/KH

Spares Information Sheet issued for

PHANTOM VI

Section L

Information Sheet No 4 L 121

Page No. 1 of 1

Date 20 11 72

IGNITION COIL - ANTI THEFT
(SPARE PARTS LIST A12/5)

The original coil used in the assembly of Anti Theft Ignition coil is no longer available, a new assembly has been produced using the current production coil.

Assemblies are interchangeable provided a new H.T. lead Coil to distributor is also supplied.

Part numbers are as follows:-

DISPLACEDNEW

| | | |
|----------|---|----------|
| UE 36427 | Assembly Anti Theft Ignition Coil | UE 38275 |
| UE 37371 | Assembly H.T. lead - Coil to Distributor (for countries other than France) | UE 38277 |
| UE 37373 | Assembly H.T. lead - Coil to Distributor (for France only) | UE 38278 |

Cwt/KH/GL

Spares Information Sheet issued for

Section L

Information Sheet No 4L 123

Page No 1 of 1

Date 29 11 72

WIPER MOTOR - 6W

Continuing the policy already announced on Spares Information Sheet 4L 110 the Wiper Motor UD13616 (spares schedule K1 Item 1) and UD14871 (spares schedule K1/1 Item 1) will in the future be broken down into separate units of motor only, gear and friction drive and rack.

Piece numbers are as follows:-

| | |
|--|--------|
| Motor less shaft and gear | CD5726 |
| Shaft and gear with friction drive (RH cars). | CD5727 |
| Shaft and gear with friction drive (LH cars). | CD5728 |

Applicable to: BENTLEY 'T' SILVER SHADOW RH

Information Sheet No. 4 L 124

Section L

Date 24 5 73

Page No. 1 of 1

ISSUE 2

WINDSCREEN WIPER ARMS

In order to give an improved windscreen wipe on the drivers side, two new wiper arms have been introduced. The part numbers are as follows:-

| | |
|----------|--|
| UD 19118 | Wiper Arm - 12.500 Long (Drivers Side Only). All RH cars except LWB division for Australia. |
| UD 19119 | Wiper Arm - 12.750 Long (Drivers Side Only) LWB Division cars. Australia only. |

ISSUE 2 Re-issued to delete Australian cars only and alter text.

Cwt/KH/DB

Spares Information Sheet issued for

BENTLEY 'T' SILVER SHADOW RH

Section L

Information Sheet No. 4 I. 125

Page No. 1 of 1

Date 11 1 73

AUSTRALIAN CARS ONLY

SPEEDOMETER

A new Speedometer smaller in diameter, also a new Trip Cable Assembly have now been introduced for these cars.

The part numbers are as follows:-

UD.19045 Speedometer KPH-MPH

UD.19113 Trip Cable Assembly

Cwt/KH/DB

Applicable to: AUSTRALIAN CARS ONLY
BENTLEY 'T' SILVER SHADOW RH

Information Sheet No. 4 L 125
Section L
Date 24 5 73
Page No. 1 of 1

ISSUE 2

SPEEDOMETER

A new Speedometer smaller in diameter, also a new Trip Cable Assembly have now been introduced for these cars.

The part numbers are as follows:-

| | |
|----------|---------------------|
| UD 19405 | Speedometer KPH-MPH |
| UD 19113 | Trip Cable Assembly |

Re-issued to correct part number from UD.19045 to UD.19405.

Cwt/KH/DB

Spares Information Sheet issued for

BENTLEY 'T' SERIES : SILVER SHADOW
NORTH AMERICA ONLY.

Section L
Information Sheet No 4-L-126
Page No. 1 of 1
Date 16 1 73

DISTRIBUTOR IGNITION

(SPARE PARTS LIST A8/4)

A change has been made to the Distributor fitted to the engines with Exhaust Gas Recirculation System.

The new distributor is not interchangeable with existing piece.

Part Numbers are as follows:-

DISPLACEDNEW

| | | |
|----------|----------------------|----------|
| UE.38008 | Assembly Distributor | UE.38306 |
| UE.38009 | Distributor | UE.38307 |

The following are the Car Serial numbers to which the above modification was fitted:-

| | |
|---------------------------------|------------------------------------|
| 4 Door Saloon:- | SRB.14954 and all subsequent cars. |
| 2 Door Coachbuilt Convertible:- | DRB.14991 and all subsequent cars. |
| 2 Door Coachbuilt Saloon:- | CRB.15052 and all subsequent cars. |
| Long Wheelbase Saloon:- | LRB.15056 and all subsequent cars. |

Cwt/KH/GL

Spares Information Sheet issued for**BENTLEY 'T' AND SILVER SHADOW****Section L****Information Sheet No.4.L. 127****Page No. 1 of 1****Date 30 1 73****FRONT AND REAR DOOR SPEAKERS**

The speaker impedance on these cars has been reduced; speakers are only interchangeable in sets, but not singly, the part numbers and spares schedule references are as follows:-

| | | |
|-------|-------------|----------|
| L24/4 | Amendment 1 | Item 180 |
| L25/3 | Amendment 1 | Item 140 |
| L25/4 | Amendment 1 | Item 140 |

DISPLACED**NEW**

| | | |
|---------|----------------------------------|---------|
| UD18039 | Speaker - Philips - Front Doors. | UD19342 |
| UD18040 | Speaker - Philips - Rear Doors. | UD19341 |

Cwt/KH

Applicable to:BENTLEY 'T'
SILVER SHADOW

Information Sheet No. 4.L.128

Section L

Date 16.2.73

Page No. 1 of 1

'KIENZLE' CLOCK

The clock, on latest production cars, is fitted with a seconds hand.

Clocks are completely interchangeable but obviously, most owners of cars fitted with the new clock as original equipment, will insist on it for replacement.

Spares Schedule reference K6 Am. 7 Item 23. K6/1
Am. 4 Item 23. K6/2 Am. 3 Item 23. K6/3 Am. 3 Item
114. K6/5 Am. 1 Item 154.

DISPLACED

NEW

UD12451

'Kienzle' Clock

UD19360

Cwt/KH/DB

Applicable to:

BENTLEY 'T' AND SILVER SHADOW

Information Sheet No. 4 L 129

Section L

Date 28 3 73

Page No. 1 of 1

TSD 2934

HEADLAMPS

Improvements have been made to the lens of the outboard QH light units at present fitted at customers request on current production cars. The original light unit can no longer be supplied and as the improvement in output is so marked it is advisable to fit in pairs only.

The Rolls-Royce piece number of the light unit CD 5618 is unchanged; the new Lucas number is 54526585.

Spares Schedule Page K7/2 under item 39 refers.

Cwt/KH/

Applicable to: BENTLEY 'T' : SILVER SHADOW

Information Sheet No. 4.L.130

Section L

Date 25 6 73

Page No. 1 of 1

DISTRIBUTION BOARD PRINTED CIRCUIT

The Distribution Board Printed Circuit for these cars has been modified to enable new Lucas Flasher units to be fitted, which have two terminals in place of three.

The original piece numbers have been retained for the modified printed circuits and it has therefore been necessary to re-number the original ones. These are RH 8610 for other than West Germany, RH 8744 West Germany only.

The flasher units can be used only on cars to which they are fitted as original equipment. A new three pin unit has also been introduced for service purposes, which when existing stocks are used up will replace all early 3 pin types.

Part numbers and their spares schedule locations are:-

K5/3 AM.1 Item 11, 12, 13, 14

DISPLACEDNEW

| | | |
|----------|--|----------|
| UD 11676 | Flasher Unit | |
| UD 14821 | Flasher Unit "Niles" | |
| UD 17601 | Flasher Unit "Ideal" | |
| UD 17655 | Insulation Card | |
| | Flasher Unit Lucas 8 FL Type 36 (35048) (2 pin) (Without Flasher Repeaters) | UD 19431 |
| | Flasher Unit Lucas 8 FL Type 41 (35049) (2 pin) (With Flasher Repeaters) | UD 19256 |
| | Flasher Unit Lucas FL 5 Type (West Germany Only) (2 pin) | UD 20068 |
| | Flasher Unit Klamix Type M5 (For Service Purposes) (3 pin) | RH 8740 |

The following are USA/Canadian car serial numbers where the 8 FL Flasher has been introduced.

| | |
|--------------------|-----------|
| Standard cars | SRB 14954 |
| LWB cars | LRB 15056 |
| 2 Door Convertible | DRB 14991 |
| 2 Door Saloon | CRB 15052 |

Cwt/KH/DB

Applicable to: BENTLEY 'T' : SILVER SHADOW

Information Sheet No. 4.I.131

Section L

Date 7 8 73

Page No. 1 of 1

TSD 2934

STARTER RELAY

A new Lucas 22 RA Starter Relay has been introduced for these cars to replace the 4ST type Starter Solenoid.

In order to fit this it has been necessary to introduce a new handbrake and starter relay bracket assembly.

The parts are not interchangeable and the numbers and spares schedule location of the displaced parts are as follows:-

K14/3, AM.1 Item 35, 37, 38, 39, 40 J2/8 Item 44.

DISPLACEDNEW

UD 15723 4 ST Starter Solenoid

UD 15243 Spacer, Solenoid

UD 15244 Grommet, Solenoid

UD 16872 Nut, Solenoid

UD 16873 Spring Washer, Solenoid

UA 11405/Z Nut, Solenoid

KC 174/Z Screw, Solenoid

X 4404/Z Washer P Solenoid

UA 2051/Z Washer H Solenoid

UG 12956 Assy Bracket 2nd Pulley and Solenoid Mounting

UG 13877

Starter Relay Lucas Type 22 RA (33336E)

UD 19797

Screw 2 BA

X 1910/Z

Nut 2 BA

UA 11405/Z

Washer 2 BA

X 4404/Z

The following are car serial numbers which introduced the above modification.

Coachbuilt cars - CRB 15434 DRB 15936 and all subsequent 2 door USA/Canadian Cars.
CRH 16578 and all other 2 Door cars.

Long Wheelbase cars LRH 16736 onwards

Standard cars SRB 15556 SRH 16214 and onwards

SBH 16449 onwards

Cwt/KH/DB

Applicable to: BENTLEY 'T' : SILVER SHADOW

Information Sheet No. 4.L.132

Section L

Date 7 8 73

Page No. 1 of 2

TSD 2934

INSTRUMENT PANEL LIGHT DIMMINGAUSTRALIAN & NORTH AMERICAN CARS ONLY

A Potentiometer type control has now been introduced on these cars to give variable panel light dimming replacing the two position panel light switch; also the panel light switch positions have been deleted from perspex picture plate assemblies.

The panel light transistor and terminal assembly is located on the RH Centre Support Bracket on LH North American cars and vice versa on RH Australian cars, also there are two resistor assemblies secured behind the instrument board.

None of the parts are interchangeable and the piece numbers and spares schedule location are as follows. K6/5 AM.2 Items 92, 125, 127, 178, 180, 182.

DISPLACEDNEW

| | | |
|----------|---|-----------|
| | Assy Resistor and Diode Australian & North American cars only | UD 19780 |
| | Screw - Resistor and Diode " " " " | UA 8661/Z |
| | Assy Resistor " " " " | UD 19781 |
| UD 18659 | Assy Picture Plate - Panel light & Radio Balance - Australian cars only | UD 19771 |
| UD 18655 | Assy Picture Plate - Panel light & Division - Australian Division Cars only | UD 19795 |
| UD 18651 | Mounting Bracket - Potentiometer Panel light Dimming (Australian cars only) | UD 19779 |
| UD 18663 | Assy Picture Plate Radio Aerial & Panel light - (North American cars only) | UD 19770 |
| UD 18410 | Mounting Bracket - Potentiometer Panel light Dimming (North American cars only) | UD 19789 |
| UD 15310 | Assy Potentiometer - Panel light Australian and North American cars only | UD 19982 |
| UB 19862 | Knob - Potentiometer Panel light Dimming | UD 11862 |

Applicable to: BENTLEY 'T' : SILVER SHADOW

Information Sheet No. 4.L.132

Section L

Date 7 8 73

Page No. 2 of 2

TSD 2934

| | | | |
|----------|---|---|----------|
| UD 19808 |) | Assy Bracket Speed Control - Panel light and | UD 19825 |
| |) | Parking light LH North American C/Built only | |
| |) | | |
| |) | Assy Bracket Speed Control - Panel light and | UD 19824 |
| |) | Parking light RH Australian C/Built only | |
| | | Dimming Panel - Heatsink transistor (N/American and Australian cars) | UD 19388 |
| | | Assy Transistor Mounting and Terminals (N/American and Australian cars) | UD 19386 |
| | | Transistor - Panel light (N/American and Australian cars) | UD 19466 |
| | | Cover - Transistor Panel light (N/American and Australian cars) | UD 19394 |
| | | Packing - Transistor Mounting (N/American and Australian cars) | UD 19778 |
| UD 14295 | | Buffer - Knob | |
| UD 12271 | | Washer Fibre | |
| UD 12272 | | Nut | |

The displaced parts will still be required on RH or LH cars where fitted as original equipment for North America and Australia and RH and LH cars other than North American and Australian.

The following are car serial numbers which introduced the above modification

Coachbuilt cars CRB 15434 DRB 15936 and all subsequent 2 door USA/Canadian cars
CRH 16578 and all other 2 Door Cars

Long Wheelbase cars LRH 16736 onwards

Standard cars SRB 15556, SRH 16214 and onwards
SBH 16449 onwards

CWT/KH/DB

Applicable to: BENTLEY 'T' SILVER SHADOW

Information Sheet No. 4 L 133 issue 2

Section L

Date

Page No.

TSD 2934

IGNITION INTERLOCK SYSTEM USA & CANADIAN CARS ONLY

An ignition seat belt interlocking system has now been introduced on these cars and the control box and buzzer for this are mounted below the dash panel on the passenger side.

The new part numbers are as follows:-

UD 20875 Control Box - Ignition Interlock System

UD 19423 Buzzer

The following are car serial numbers which introduced the above modification.

COACHBUILT CARS

CRB 15434 DRB 15936 and all subsequent 2 door USA/Canadian cars

STANDARD CARS

SRB 15556 16240 onwards.

Issue 2 Re-issued to change part no. UD 19979 to UD 20875.

Rnr/NM/DB

Applicable to: BENTLEY 'T' : SILVER SHADOW

Information Sheet No. 4.L.134

Section L

Date 7 8 73

Page No. 1 of 1

TSD 2934

HORNSU.S.A. AND CANADIAN CARS ONLY

The following are part numbers of the horns used with the Menasco Energy Absorption Units fitted to these cars.

UD 18767 Horn Windtone 9H Very Low Note

UD 18768 Horn Windtone 7H High Note

UD 19941 Link Cable Assembly - Horn

The following are car serial numbers which introduced the above modification.

Coachbuilt cars

CRB 15434, DRB 15936 onwards

Standard cars

SRB 15556, 16240 onwards

Cwt./KH/DB

Applicable to: BENTLEY 'T' : SILVER SHADOW

Information Sheet No. 4.L.135

Section L

Date 7 8 73

Page No. 1 of 1

TSD 2934

INSTRUMENTS

The Ammeter and the Fuel/Oil Gauge have been slightly re-styled and new part numbers have been introduced Spares Schedule location K6/5 AM.1 Item 54, 62.

The gauges are interchangeable and the part numbers are as follows:-

DISPLACEDNEW

UD 11672 Ammeter

UD 19918

UD 11673 Fuel/Oil Level Gauge

UD 19919

Cwt/KH/DB

Applicable to: BENTLEY 'T' SERIES :
SILVER SHADOW : CORNICHE :
PHANTOM VI

Information Sheet No. 4.L.136
Section L
Date 12 10 73
Page No. 1 of 1

ENGINE HIGH TENSION CABLES

(SPARE PARTS LIST SY.A.8 : PHV1 A.12)

Improved high tension cables are now being fitted to engines, they cover requirements for all countries.

The new pieces are interchangeable with existing parts.

Part numbers are as follows:-

| <u>DISPLACED</u> | | <u>NEW</u> |
|------------------|--|------------|
| UE 36319 | Ignition harness - Distributor to Plugs A1 to A4. | UE 38667 |
| UE 36248 | Ignition harness - Distributor to Plugs A1 to A4 | |
| UE 36320 | Ignition harness - Distributor to Plugs B1 to B4 | |
| UE 36249 | Ignition harness - Distributor to Plugs B1 to B4 | UE 38668 |
| UE 36239 | Assy HT Cable - Coil to Distributor | UE 38677 |
| UE 36318 | Assy HT Cable - Coil to Distributor | |
| UE 32201 | Ignition harness - Distributor to Plugs A1 to A4 | UE 38678 |
| UE 33350 | Ignition harness - Distributor to Plugs A1 to A4 | |
| UE 33473 | Ignition harness - Distributor to Plugs A1 to A4 | |
| UE 32202 | Ignition harness - Distributor to Plugs B1 to B4 | UE 38679 |
| UE 33351 | Ignition harness - Distributor to Plugs B1 to B4 | |
| UE 33474 | Ignition harness - Distributor to Plugs B1 to B4 | |
| UE 37371 | Assy HT Cable - Coil to Distributor | UE 38688 |
| UE 37372 | Assy HT Cable - Coil to Distributor | |
| UE 37373 | Assy HT Cable - Coil to Distributor | |

Cwt/KH/GL

Applicable to: BENTLEY 'T' SERIES
SILVER SHADOW CORNICHE

(ADDENDUM)
Information Sheet No. 4-L-136
Section L
Date
Page No. 1 of 1
TSD2934

The following are the serial numbers of cars to which this modification has been fitted:-

Standard Saloons: SRB17465, SRB17467, SRB17470, SRX17471,
SRB17472, SRB17474, SRH17475, SRB17476, SRH17487, SRH17493,
SRH17495, SRX17501, SRH17503 onwards.

Coachbuilt cars: CRH17455 onwards.

Convertibles: DRH17362 onwards.

Printed in England

Cwt/KH/HB

Applicable to: BENTLEY 'T' - SILVER SHADOW

Information Sheet No. 4.L.137
 Section L
 Date
 Page No. 1 of 1
 TSD 2934

REAR LAMPS OTHER THAN N. AMERICA

Under recent European legislation dual intensity rear lights, which were introduced two years ago on SIS 4L117 and 4L108, are no longer required and the relay has been deleted, apart from this only some of the markings on the rear lamp have changed.

Both types of lens and lamp will continue to be supplied. If the relay fails, on existing cars, it should be removed and the wires taped back (see Workshop Bulletin SY M-78), also both lamp lenses should be replaced with CD5741.

Spares Schedule locations of these parts are K8/2 Am.2 Item 39, K12/5 Am.2 Item 104.

Piece numbers are as follows:

| | | |
|-----------|------------------------|---------|
| DISPLACED | | NEW |
| UD17971 | Combined Rear Lamp | UD20275 |
| CD5711 | Lens Flasher Amber | CD5741 |
| UD18589 | Relay-Rear Lamp Diming | |

The following are car serial numbers that introduced this lamp:

SRH 17689, 17692, 17711, 17717, 17720, 17725-6, 17728, 17748, 17752, 17754, 17756, 17759-62, 17764, 17766, 17768, 17770, 17771, 17773, 17775, 17778, 17780, 17793, 17795, 17797-801, 17807-11, 17815 and all subsequent cars.

Cwt/KH/DB

Information Sheet No. 4L 138
Section
Date
Page No. 1 of 1
TSD 2934
ISSUE 2

A resistor has been introduced into the brake fluid reservoir sensor circuit on a tufnol spacer on the front mounting bracket of the brake fluid reservoir.

UD 20379 Assy resistor, mounting panel and cables.
 Level sensor brake fluid.

UA 7911/Z Screw.

STD CARS 19427, 20082, 20126, 20130,
20146, 20149, 20154, 5, 20157,
20159, 60, 20181, 2, 3, 20185, 6, 7,
20189, 90, 20192-7, 20199, 20201 onwards

ISSUE 2 Reason. To add car serial numbers.

© Rolls-Royce Motors Limited 1974

Applicable to: RH AUSTRALIAN CARS ONLY
BENTLEY 'T' - SILVER SHADOW
CORNICHE CARS

Information Sheet No 4 L 139
Section L
Date
Page No. 1 of 1
TSD 2934

SPEEDOMETERS

Speedometers graduated in KPH only have now been introduced on these cars.

The new part numbers are as follows:-

UD 20395 Speedometer KPH (Corniche cars)

UD 20396 Speedometer KPH (Std. cars)

The following are car serial numbers which introduce the above Speedometers.

Std. cars SRH 18529 - SRH 18619 onwards.

LWB cars LRH 19050 onwards.

Coachbuilt cars

Saloon CRH 17997 onwards.

Convertible DRH 17991 onwards.

Rnr/KH/DB

Applicable to:

BENTLEY 'T' : SILVER SHADOW

Information Sheet No. 4.L.140

Section L

Date

Page No.

1 of 1

TSD 2934

LUCAS WINDSCREEN WASHER

The 2 SJ Windscreen Washer Motor and Pump Assembly which was fitted to some early Silver Shadow cars was replaced several years ago by the 5 SJ type. In order to accommodate a 5 SJ Motor on a 2 SJ Bottle a Hybrid Assembly was made up consisting of a 5 SJ Motor and Pump and a 2 SJ Cap, the part number of which is CD2895.

The piece number for the 5 SJ Cap and Pump Assembly fitted to the Silver Shadow is CD4885. The 5 SJ Assembly itself has now been replaced by the 10 SJ, the difference being that, whereas in the former, the Pump operated directly in the Washer fluid remote from the Motor, in the latter the Pump and Motor are combined operating remotely from the fluid via a Flexible Intake Pipe.

New Assemblies, using the 10 SJ Motor and Pump have been made up and when stocks of the old parts are used up they will be supplied for all replacements.

Piece numbers are:-

| DISPLACED | | NEW |
|-----------|------------------------------|--------|
| CD4885 | Cap, Motor and Pump Assembly | CD5743 |
| CD2895 | Cap, Motor and Pump Assembly | CD5744 |

Cwt/KH

Applicable to: BENTLEY 'T' & SILVER SHADOW

Information Sheet No. 4L 141
Section 4L
Date
Page No. 1 of 1
TSD 2934

STARTER MOTOR

The Lucar blade terminal on the Solenoid has now been changed to a setscrew, this has resulted in a change in part number to Starter Motor.

The starter motors and solenoids are interchangeable and the part numbers are as follows:

| DISPLACED | | NEW |
|-----------|---------------|----------|
| UE 35221 | Starter Motor | UE 38742 |
| CD 5218 | Solenoid | CD 5762 |

Rnr/KH/DB

Applicable to: BENTLEY 'T' & SILVER SHADOW

Information Sheet No. 4L 142
Section L
Date 6 6 74
Page No. 1 of 1

STARTER MOTORS UE35220-1, UE38742

A change to the Drive Assembly and Armature was introduced by Lucas on later versions of the above motor bearing their number 26269H.

This later type motor is fitted with a drive assembly and armature having twelve spiral grooves compared with earlier types which only have three.

Care should be taken when ordering the drive or armature for this motor with this Lucas number in order to ensure that correct parts are supplied.

The drive and armatures are not interchangeable and the part numbers are as follows:

EARLIER TYPE

CD 5458 Drive Assy Kit

CD 5462 Armature Kit

LATER TYPE

CD 5760 12 splined type

CD 5761 12 splined type

Rnr/KH/DB

Applicable to: BENTLEY 'T': SILVER SHADOW

Information Sheet No. 4 L 143
 Section 4 L
 Date
 Page No. 1 of 1

CAPACITOR RADIO SUPPRESSION

New type capacitors with a lead out wire have now been introduced for the following applications Alternator, Height Control, Blower Motor, Petrol Pump, Coil, Wiper Motor and Horns. In the case of the height control a small link cable is required, also one capacitor only now replaces the two formally fitted for the petrol pump.

When stocks of the present capacitors are used up, the new type will be supplied.

Capacitors are interchangeable if the connections on the cable ends are changed to suit the new capacitor connection and the male Lucar Connector required is UD 11872.

The new part numbers are as follows:-

DISPLACED

| | | | |
|------------------------|--|--------|-----------------|
| UD 14384 | Capacitor Wiper Motor | (2MF) | NEW UD 20497 |
| UD 14384 | Capacitor - Alternator | | UD 20497 |
| UD 14384 | Capacitor - Height Control | | UD 20497 |
| UD 14384 | Capacitor - Alternator 'A' Term to Earth | | UD 20497 |
| UD 14384 | Capacitor - Coil | | UD 20497 |
| UD 15290 | Capacitor - Blower Motor | (1MF) | UD 20496 |
| UD 13771) UD 15194) | Capacitor - Petrol Pump | (.5MF) | UD 20495 |
| UD 15290 | Capacitor - Horns | (1MF) | UD 20496 |
| | Cable Assembly Height Control | | UD 20530 |

Rnr/KH/DB

Applicable to: BENTLEY 'T' & SILVER SHADOWS

Information Sheet No. 4L144

Section 4L

Date

Page No. 1 of 1

WINDSCREEN WASHER

Please make the following amendment to Spares Schedule K2/5
Amendment 1.

Item 1 UD 18971 should read UD 18791

Printed in England

Rnr/KH/DB

Applicable to: BENTLEY 'T' : SILVER SHADOW LH CARS USA ONLY
Information Sheet No. 4 L 145
Section L
Date
Page No. 1 of 1
TSD 2934 ISSUE 2

CABLE - REGULATOR TO SPEEDOMETER

In order to suit the repositioned Speed Control Regulator the Cable - Regulator to Speedometer Spares Schedule location K6/5 AM. 3 Item 32 has been changed on these cars.

The cables are not interchangeable and the part numbers are as follows:-

| | | |
|-----------|-----------------------------------|----------|
| DISPLACED | | NEW |
| UD 19949 | Cable - Regulator to Speedometer. | UD 20504 |

The following are car serial numbers which introduced the above modification.

Std Cars 19427, 20378 onwards
LWB Cars 20426 onwards
2 Door Coupe and Saloon 20171 onwards

Issue 2 Reissued to add car serial numbers.

Rnr/NM/DB

Applicable to: SILVER SHADOW BENTLEY 'T' SERIES

Information Sheet No. 4-L-146

Section L

Date

Page No. 1 of 2

DISTRIBUTOR, COIL, IGNITION LEADS
SPARE PARTS LIST A8/4 A11/2

An electronic ignition system has been introduced on cars for North America, at the same time modifications have been made to the ignition harness support and the spark plug gap has been increased to .035".

The ignition leads are supported on plastic clips which are spigotted onto a steel tube and mounted on the existing rocker cover studs.

As a result of these changes it has been necessary to reposition the air manifold to rocker cover support clips.

Part numbers are as follows:-

| DISPLACED | | NEW |
|-----------|--|----------------|
| UE 38306 | Assembly Distributor (Lucas Opus MK.2) | 1 off UE 39223 |
| UE 35972 | Ignition Coil (Lucas Type 22C12) | 1 off UE 39275 |
| UE 34105 | Ballast Resistor | 1 off UE 37053 |
| - | Assembly Mounting Bracket Resistor | 1 off UE 39273 |
| UE 38667 | Assembly H T Cable 'A' Bank (Distributor to Plug) | 1 off UE 39307 |
| UE 38668 | Assembly H T Cable 'B' Bank (Distributor to Plug) | 1 off UE 39308 |
| UE 34723 | Support Tube Ignition Harness | 2 off UE 39306 |
| - | Protective Cap Support Tube | 4 off SPC 1563 |
| - | Clip Ignition Harness | 8 off UE 39305 |
| RH 7712 | Spark plug Champion N14Y (.035 Gap) | 8 off |

SPL 8/4 Items 29, 30, 39, 50

Applicable to: SILVER SHADOW BENTLEY 'T' SERIES

Information Sheet No. 4-L-146

Section L

Date

Page No. 2 of 2

DISPLACED

NEW

| | | |
|----------|--------------------------------|----------------|
| UE 38310 | Assembly Air Manifold 'A' Bank | 1 off UE 39310 |
| UE 34884 | Assembly Air Gallery 'B' Bank | 1 off UE 39311 |

SPL A11/2 Items 29-35

The following existing parts will also be required:-

| | |
|--------------------------------------|-----------------|
| Setscrew Ballast Resistor to Bracket | 2 off UA 151/Z |
| Washer Plain | 2 off UA 1252/Z |
| Clip Support Tube | 2 off UG 12771 |
| Washer Clip Support Tube | 2 off UA 1251/Z |

In addition to the above changes the following pieces have also changed:-

| | | |
|-----------|----------------------------|-----------------|
| UA 1157/Z | Plug 'A' Bank Air Manifold | 2 off UA 1151/N |
|-----------|----------------------------|-----------------|

SPL A11/1 29.

Rnr/NM/HB

Applicable to: BENTLEY 'T' SILVER SHADOW

Information Sheet No. 4 L 147

Section 4 L

Date

Page No. 1 of 1

TSD 2934

CUBBY BOX LIGHT SWITCH

A new Cubby Box Courtesy Light Switch has now been introduced replacing the present Lucas Type. Because of its larger diameter, it has been repositioned to clear the flange in the light switch bracket.

The parts are not interchangeable and the numbers are as follows:-

| <u>DISPLACED</u> | <u>PARTS LIST</u> <u>LOCATION</u> | <u>DESCRIPTION</u> | <u>NEW</u> |
|------------------|--------------------------------------|--|------------|
| UB 31120 | L23/5 AM.3 Item 77 | Assy Bracket and Check Arm (Std RH Cars). | UB 32714 |
| UB 31118 | | Bracket Assy | UB 32548 |
| UB 16014 | | Trim Plate | UB 32552 |
| UB 31121 | L23/5 AM.3 Item 77 | Assy Bracket and Check Arm (Std LH Cars). | UB 32715 |
| UB 31119 | | Bracket Assy | UB 32549 |
| UD 14553 | K11/4 AM3 Item 13 | Switch - Courtesy Light | UB 32562 |

Rnr/NM/DB

Applicable to: BENTLEY 'T' SILVER SHADOW
LH CARS OTHER THAN USA AND
SWEDEN

Information Sheet No. 4 L 148
Section 4 L
Date
Page No. 1 of 1
TSD 2934

HEADLAMPS

Headlamps with Quartz Halogen bulbs have now been introduced on these cars and the new part numbers are as follows:-

| | | |
|----------|----------------------------------|----------|
| UD 20618 | Headlamp (Inboard) | |
| UD 20517 | Light Unit Assy | |
| UD 8536 | Backshell | |
| UD 20613 | Bulb Quartz Halogen Lucas No 448 | |
| UD 20620 | Headlamp (Outboard) | |
| UD 20519 | Light Unit Assy | |
| UD 8536 | Backshell | |
| UD 20613 | Bulb Q/H | |
| UD 20619 | Headlamp (Inboard) |) |
| UD 20518 | Light Unit Assy (Yellow Lens) | |
| UD 8536 | Backshell |) |
| UD 20613 | Bulb Q/H |) |
| UD 20621 | Headlamp (Outboard) |) FRANCE |
| UD 20520 | Light Unit Assy (Yellow Lens) | ONLY |
| UD 8536 | Backshell |) |
| UD 20613 | Bulb Q/H |) |

The following car serial numbers introduced the above new headlamps on standard cars.

21104 onwards.

Rnr/NM/DB

Applicable to: BENTLEY 'T' SERIES :
SILVER SHADOW

Information Sheet No.4 L 149
Section L
Date
Page No. 1 of 1
TSD 2934

DISTRIBUTOR
SPARE PARTS LIST A8/1

We have been informed by the manufacturers that it is no longer economic to produce Distributor UD 8583.

Therefore when existing stocks of the distributor have been used up it will be replaced by RH 2631 Distributor Kit.

As the later type distributor has push in type connectors it will be necessary to fit the connectors, staples and covers supplied with the distributor to the existing HT leads, also supplied is a piece of rubber hose for connecting the distributor vacuum unit to the vacuum pipe.

The vacuum pipe nut and nipple should be discarded.

Rnr/NM/HB

Applicable to: BENTLEY 'T' SILVER SHADOW

Information Sheet No. 4 L 150

Section L

Date

Page No. TSD 2934

UD 18214 FLASHER ASSEMBLY LUCAS 9 FL

Please make the following amendments to the Bentley 'T'
Silver Shadow Parts list Page K12/5 Amendment 3 Item 68.

Please delete UD 18214 Flasher Assembly 9 FL and insert the
following :-

| | | |
|----------|--------------------------|-------|
| UD 18215 | Flasher | 1 off |
| UD 18216 | Bracket Flasher Mounting | 1 off |

Printed in England

Rnr/NM/DB

Applicable to: BENTLEY 'T' SILVER SHADOW
LH USA CARS

Information Sheet No. 4 L 151
Section L
Date
Page No. 1 of 1
TSD 2928

FUEL GAUGE

A new fuel gauge suitable for unleaded fuel has now been introduced for these cars.

The part number is as follows:-

UD 20263 Fuel/Oil Level Gauge

The following are car serial numbers which introduced this gauge.

STD CARS

19427, 20378 onwards.

LWB CARS

20426 onwards.

2 DOOR COUPE, SALOON CARS

20171 onwards.

Rnr/NM/DB

Applicable to: BENTLEY 'P' & SILVER SHADOW
CARS FOR USA & CANADA ONLY

Information Sheet No. 4 L 152
 Section L
 Date
 Page No. 1 of 1

TSD.2934

SEAT BELT WARNING & BUZZING UNIT

In order to comply with revised legislation a change has been made to the Seat Belt Warning Unit.

The parts are not interchangeable and the numbers affected are as follows:-

| <u>DISPLACED</u> | <u>PART LIST LOCATION</u> | <u>SPARES INF.</u> <u>SHEET NO.</u> | <u>DESCRIPTION</u> | <u>NEW</u> |
|------------------|---------------------------|--|--|------------|
| UD.20875 | K12/5 AM.3 Item 98 | 4 L 133 ISS.2 | Seat Belt Warning & Buzzer Unit. | UD.20991 |

The following are car serial numbers which introduced the modification.

Std. Cars

21177 onwards.

2 Door Coachbuilt

20712 onwards.

Rnr/NM/DB

Applicable to: BENTLEY 'T' : SILVER SHADOW

Information Sheet No. 4L153

Section 4 L

Date

Page No. 1 of 1

ASSEMBLY COOLANT LEVEL INDICATOR

Supplies of UD 11836 Spares Schedule Location K 6 AM 8 Item 59, K6/1 AM 5 Item 59, K6/2 AM 4 Item 59 are no longer available and when existing stocks are used up the current production piece UD 14927 will be supplied for all replacements.

When UD 14927 is required to replace UD 11836 it must be fitted in accordance with Service Bulletin SY/M92.

Rnr/NM/DB

Applicable to: SILVER SHADOW BENTLEY 'T' SERIES

Information Sheet No. 4 L 154

Section L

Date

Page No. 1 of 1

DISTRIBUTION BOARD OTTER SWITCH

Supplies of UD 11674 Otter Switch, Spares Schedule location K5 AM9, Item 9, K5/1 AM3, Item 9, K5/2 AM2, Item 9, are no longer available. When existing stocks are used up RH 8924 will be supplied. It must be fitted in accordance with Service Bulletin SY/M93.

Printed in England

Rnr/NM/DB

Applicable to: BENTLEY T SILVER SHADOW

| | |
|-----------------------|--------|
| Information Sheet No. | 4L155 |
| Section | L |
| Date | |
| Page No. | 1 of 1 |

UD 11800 AERIAL

In future aerals will be supplied without the earth bonding lead. The existing one from the discarded aerial should be used.

Rnr/NM/DB

Applicable to: BENTLEY T AND SILVER SHADOW AND PHANTOM VI
JAPANESE CARS ONLY

Information Sheet No. 4 L 157
Section L
Date
Page No. 1 of 1

SPEEDOMETERS

In order to comply with Japanese legal requirements from 1st April, 1975 Speedometers with a Red Band on the light reflector Bezel between 100 KPH and 220 KPH have now been introduced on these cars.

The part numbers are as follows:-

UD 21101 Speedometer KPH/MPH (Std Cars)

UD 21102 Speedometer KPH (Phantom VI cars)

The following are car serial numbers that introduced this Speedometer.

Std Cars SRH 21228 and all subsequent

Phantom VI PRH 4830 and all subsequent

Rnr/NM/DB

Applicable to: BENTLEY 'T' AND
SILVER SHADOW

Issue 2
Information Sheet No. 4 L 158
Section L
Date
Page No. 1 of 1

REAR FOG LAMPS

Rear fog lamps are now being fitted. They are mounted on brackets which are bolted onto the rear body panel, which has been modified to suit.

The centre console finisher panel has also been modified to accommodate the switch and warning light for these lamps.

The part numbers are as follows:

DISPLACED

| | |
|--|------------|
| Fog lamp Bosch Rear | UD 21172 |
| Lens | CD 5863 |
| Reflector | CD 5864 |
| Bulb 12v 21w | UD 1354 |
| Mounting Bracket | UD 21010 |
| Reinforcement Plate | UD 21011 |
| Bolt | XC 178/Z |
| Washer | X 4404/Z |
| Nut | UA 11405/Z |
| Bracket, Module, Switch Assy - Rear Fog | UB 32411 |
| Switch Assy - Rear Fog | UB 32410 |
| UW 15070 Finisher Panel | UW 15194 |

The following are car serial numbers that introduced the above modification:

| | |
|---------------|---------------|
| Standard Cars | 22118 onwards |
| LWB Cars | 22073 onwards |

ISSUE 2 REASON - To add further part numbers

Rnr/NM/DB

Applicable to: BENTLEY 'T' SERIES :

SILVER SHADOW : CORNICHE
(COUNTRIES OTHER THAN N AMERICA
AUSTRALIA AND JAPAN)Information Sheet No 4-L-159
Section L
Date
Page No. 1 of 1
TSD 2934DISTRIBUTOR
SPARE PARTS LIST A8/4

An electronic ignition system has been introduced on the above series motor cars at the same time a new Champion sparking plug with an increased plug gap of .030" has been fitted.

The conventional ignition system along with the existing sparking plug will continue to be supplied for service purposes.

Part numbers which are not interchangeable are as follows:

| DISPLACED | | NEW |
|-------------------|---|---------|
| UE37743 | Distributor Assembly (1 off) | UE39471 |
| RH7712 Item 62 | Spark Plug Champion XN14Y (.030" Gap) (8 off) | SPC1832 |

The following existing parts will also be required:

| | |
|--|---------|
| Ignition Coil (Lucas Type 22C12) (1 off) | UE39275 |
| Ballast Resistor (1 off) | UE37053 |
| Mounting Bracket Assembly (1 off) | UE39273 |

The following are the car serial numbers to which the above modification has been fitted:

| | | | |
|------------------|------------------------------------|----------|-------------|
| Standard cars: | SRD 22118 and onwards | LWB cars | LRD 22673 |
| Coachbuilt Cars: | CRX 21729 CRH 21998 and onwards | | and onwards |
| | DRH 22583 and onwards | | |

Rnr/NM/HB

Applicable to: BENTLEY T AND SILVER SHADOW

Information Sheet No. 4L160
 Section L
 Date 20 10 75
 Page No. 1 of 1

WASHER BOTTLE WITH IMPROVED PUMP

A new washer bottle and pump have been introduced on these cars.

This bottle also has two fluid level probes, also a smaller dia bore for the motor pump.

The complete bottle assy only is interchangeable but individual parts are not.

The part numbers are as follows:-

| DISPLACED | PARTS LIST | LOCATION | | |
|-----------|------------|----------|---|----------|
| UD 20874 | | | Assy washer bottle (with suppressor) | UD 21146 |
| UD 20873 | K2/5 | Item 1 | Assy washer bottle kit | UD 21145 |
| RH 2582 | " | " 2 | Motor Pump and Loom assy | RH 2653 |
| RH 2581 | | | Loom assy | RH 2652 |
| UD 20963 | " | " 3 | Container | CD 5851 |
| CD 5240 | " | " 4 | Closure | CD 5854 |
| | | | Connection - Pump tube | CD 5853 |

The following are car serial numbers which introduce the above modification:-

STD CARS - 22833, 22856, 22865, 22869, 22874-5, 22877-8,
 22880-1, 22883-4, 22894-5, 22926-7, 22929, 22932,
 22939 onwards.

LWB CARS - 22908, 22969, 22973-5, 22978-81, 23040 onwards

COACHBUILT CARS - 22847 onwards

Rnr/NM/DB

Applicable to: BENTLEY T SERIES : SILVER SHADOW :

CORNICHE (NORTH AMERICAN

AUSTRALIAN AND JAPANESE CARS)

Information Sheet No. 4 L 161

Section L

Date

Page No.

1 of 1

TSD 2934

DISTRIBUTOR
SPARE PARTS LIST A8/5

A distributor with a vacuum advance unit is now being fitted to the above series cars. This has necessitated changes to the main exhaust gas recirculation valve hose runs.

Part numbers are as follows:-

DISPLACED

| | | | |
|----------|------------------------------------|-------|----------|
| UE 39223 | Distributor Assembly | 1 off | UE 40096 |
| | Vacuum Unit | 1 off | CD 5845 |
| | Tee piece - hoses | 1 off | SPC 1837 |
| | Hose - Main EGR | 1 off | SPC 1228 |
| | Solenoid to Tee piece | | |
| | Hose - Tee piece to Distributor | 1 off | SPC 1587 |
| | Hose - Main EGR valve to Tee piece | | |

RH 2654 kit is available for service purposes.

The following are the car serial numbers to which the above modification was fitted.

Standard cars

| | | |
|-----------|-------------|-----------|
| SRD 22419 | SRD 22422 | SRD 22424 |
| SRD 22427 | SRH 22431 | SRD 22458 |
| SRD 22464 | SRD 22471 | SRD 22473 |
| SRD 22474 | SRD 22477 | SRD 22480 |
| SRD 22484 | SRD 22487 | SRH 22491 |
| SRH 22494 | SRD 22529 | SRH 22597 |
| SRX 22600 | and onwards | |

Coachbuilt cars

CRE 23056 DRE 23059 and onwards

LWB cars

| | | |
|-----------|-----------|-----------------------|
| LRD 22379 | LRD 22433 | LRD 22435 |
| LRD 22436 | LRD 22437 | LRD 22439 |
| LRD 22440 | LRD 22441 | LRD 22442 |
| LRD 22444 | LRD 22445 | LRD 22448 |
| LRD 22501 | LRX 22502 | LRH 22572 and onwards |

Rnr/NM/HB

CHAPTER M

AIR CONDITIONING

Spares Information Sheet issued for

Phantom VI

Section M

Information Sheet No. 4.M.16 Add.

Page No. 1

Date 23 2 72

REFRIGERATION

The following additional pipes and unit have been changed.

Neither unit or pipes are interchangeable.

DISPLACEDNEW

| | | |
|----------|---|----------|
| UR.14696 | Assy. - Condenser Unit | UD.16115 |
| UD.9310 | Assy. - Compressor Extension Pipe | UD.16046 |
| UD.17313 | Assy. Pipe - Flexible Hose to S.T.V. | UD.17986 |
| UD.15464 | Flexible Hose - Condenser to Compressor | UD.16051 |
| UD.11524 | Flexible Hose - Extension Pipe | UD.16052 |

The following is the Car Serial Number that introduced this modification.

PRX.4702 onwards

Printed in England

Cwt/KH

Spares Information Sheet issued for

PHANTOM VI

Section M

Information Sheet No. 4.M.18

Page No. 1 of 1

Date 7 3 72

HEATER CONNECTION

In order to improve the heater circuit on these cars, the water tap has been re-positioned and modified slightly, consequently the heater pipes and hoses modified.

The water tap is now located just forward of the blower motor on the left-hand engine compartment valance and is mounted on a similar bracket to the one used in its original position on the front heater box.

New parts marked * can be used for all replacements; with these exceptions parts are not interchangeable.

Piece numbers are as follows :-

DISPLACEDNEW

| | | |
|----------|---|------------|
| UD 12721 | Assy. - Heater Box | UD 17054 * |
| UR 8847 | Mod. - Valance Panel - Left-hand | UR 16666 * |
| UD 13100 | Mounting Bracket Actuator and Water Tap | UD 16955 |
| UD 12962 | Assy. - Pipe - Water Tap to Heater | UD 18168 |
| UE 36289 | Assy. - Pipe - Coolant Pump Heater Feed | UD 16988 |
| - | Hose - Rear Heater Return to Front Heater | UD 16951 |
| - | Hose - Engine to Water Tap | UD 16952 |
| - | Pipe - Rear Heater | UD 16953 |
| - | Pipe - Rear Heater | UD 16954 |
| - | Bracket - Heater Pipes | UD 16950 |
| - | Hose - Tap to Rear Heater Feed | UD 17023 |
| UD 9392 | Hose - Rear Heater Feed | UD 17024 |
| UD 9393 | Hose - Rear Heater Return | UD 17025 |
| UD 15690 | Hose - Heater to Tap | - |
| - | Assy. - Bracket Heater Feed | UD 16973 |
| - | Assy. - Bracket Heater Pipe | UD 16974 |
| UR 16326 | Mod. Assy. - Panel Toeboard | UR 16667 * |
| UR 8839 | Mod. Assy. - Centre Dash Panel | UR 16580 * |
| - | Clip - Heater feed - Toeboard | UD 16462 |
| UD 12956 | Water Tap | UD 18568 |

The following is the Car Serial Number that introduced this modification.

PRX 4702 onwards.

Cwt/KH

Spares Information Sheet issued for

Phantom VI

Section M**Information Sheet No.4.M.19****Page No. 1****Date 23 2 72**LOWER TEMPERATURE AND QUANTITY FLAP ACTUATORS

A simpler method of mounting these actuators has necessitated minor modifications to the mounting plates and the mounting brackets on the air intake box assembly.

The new intake boxes can be used for all replacements if the new mounting plates are also fitted.

DISPLACEDNEW

| | | |
|----------|-------------------------------------|----------|
| UD.15996 | Assy. - Air Intake Box - Right-hand | UD.17972 |
| UD.15997 | Assy. - Air Intake Box - Left-hand | UD.17973 |
| UD.11235 | Mounting plate - Actuator | UD.18031 |
| UD.11235 | Mounting plate - Actuator | UD.17978 |

The following is the Car Serial Number that introduced this modification.

PRX.4702 and onwards

Printed in England

Cwt/KH

Applicable to: BENTLEY 'T' : SILVER SHADOW

TSD 2934

Information Sheet No. 4.M.20 Issue 2

Section M

Date 26 9 73

Page No. 1 of 1

AIR CONDITIONING

The Heater Tap (Spares Schedule Sheet N.1, Item 95) originally fitted to cars specified for use in the United Kingdom and not fitted with a refrigeration system, car serial number range:-

Standard Saloon:- 1001 to 2318, 2320 to 2344, 2346 to 2356,
2358, 2360, 2363, 2364, 2365, 2367 to 2371
2374, 2376 to 2386, 2389

Coachbuilt cars:- 1067 to 2268, 2270 to 2461

is no longer available.

When existing stocks have been used up, the current production Tap, together with the additional parts which are required, will be supplied in kit form for replacements.

It is emphasised, that due to various technical reasons, it is not considered practical to reverse the flow of coolant through the Heater Tap on these cars when the new parts are fitted, as is being done on later series cars (see Service Bulletin SY/L14).

Fitting instructions are given in Service Bulletin SY/L16.

Piece numbers are as follows:-

DISPLACED

NEW

UD 11311

Heater Tap

RH 2580

Re-issued to amend piece number of new part:-

RH 2580 was RH 2380

Cwt/KH/NM

Applicable to: BENTLEY 'T' SILVER SHADOW LH CARS USA ONLY

Information Sheet No. 4 M 21

Section M

Date

Page No. 1 of 1

TSD 2934 ISSUE 2

REFRIGERATION PIPES

In order to clear the repositioned speed control regulator on these cars the following Refrigeration pipes have been modified, these pipes are not interchangeable and the part numbers are as follows:-

| DISPLACED | PARTS LIST LOCATION | DESCRIPTION | NEW |
|--------------------------|------------------------------------|-----------------------------------|----------|
| UD 16317 | N6/4 AM. 2 Item 13. N6/5 AM. " | Assy Pipe Condenser to Receiver. | UD 20677 |
| UD 16787 | N6/4 AM. 2 Item 30 Page2 | Assy Pipe Extension STV Flexible. | UD 20670 |
| UD 16051) UD 16318) | N6/4 AM. 2 Item 14, 22 N6/5 " " | Hose Discharge. | UD 20223 |
| UD 16052 | N6/4 AM. 2 Item 29. N6/5 " " | Hose Suction. | UD 20224 |
| UD 16323 | N6/4/5 AM. 2 Item 24. | Retaining Plate Assy Ext'n Pipe | UD 20225 |
| UD 13814 | N6/4/5 AM. 2 Item 25. | Bracket Support Pipe | - |
| UR 14608 | N6/4/5 AM. 2 Item 19. | Clip-Pipe Condenser | RE 14174 |
| - | - | Clip-Flexible Hose. | UG 12446 |
| - | - | Bracket Clip. | UD 18544 |

The following are car serial which introduced the above modification.

Std Cars 19427, 20378 onwards

LWB Cars 20426 onwards

2 Door Coupe and Saloon 20171 onwards

Issue 2 Reissued to add car serial numbers.

Rnr/NM/DB

Applicable to: PHANTOM VI
JAPANESE CARS WITH EMISSION CONTROL ONLY

Information Sheet No. 4 M 22
Section L
Date
Page No. 1 of 1

REFRIGERATION PIPES

With the introduction of emission control, it has been necessary to introduce modified refrigeration pipes, in order to provide adequate clearance between these and the emission pipes.

An additional extension pipe has also been introduced.

Piece numbers of the new pipes are as follows:-

| | |
|----------|-----------------------------|
| UD 20812 | Assy Pipe Flex Hose to STV. |
| UD 20813 | Assy Compressor Ext. Pipe. |
| UD 20808 | Assy Extension Pipe. |
| SPC 1693 | Insulating Tube. |

The following existing parts will also be required.

| | |
|-----------|-----------|
| UD 14799 | 'O' Ring. |
| RE 6231 | Clip. |
| UR 14496 | Spacer. |
| UA 158/Z | Bolt. |
| UA 1252/Z | Washer. |

The following is the chassis number on which these parts were introduced.

PRH 4801 onwards on Japanese cars only.

Rnr/NM/DB

Applicable to: BENTLEY T SERIES : SILVER SHADOW

Information Sheet No. 4 M 23

Section M

Date

Page No. 1 of 1

ISSUE 2AIR CONDITIONING

Supplies of the Blower Motor, UD 8909 are no longer available and when existing stocks have been used up, a kit consisting of two current production motors, two fan assemblies and a relay will be supplied for replacements.

The necessary fitting instructions are given in Service Bulletin SY/M98.

Piece numbers are as follows:-

| <u>DISPLACED</u> | <u>SPARES SCHEDULE REF</u> | <u>NEW</u> |
|------------------|----------------------------|------------|
| UD 8909 | N3/3, Item 57 Blower Motor | RH 2650 |

Cwt/KH/NM

ISSUE 2

Re-issued to change Service Bulletin No Reference SY/M93 to read SY/M98.

Applicable to:

R TYPE AND BENTLEY 6

Information Sheet No. M24

Section M

Date 26 4 73

Page No. 1 of 1

HEADLAMPS

The 770 headlamp light units originally fitted to these cars are no longer available; the only alternative is to convert to 700 sealed beam units.

A kit of parts RH 2569, sufficient for one lamp, is available; it does not include the light unit which should be ordered separately.

Cwt/KH/DB

CHAPTER N

BODY

Spares Information Sheet issued for
Bentley T : Silver Shadow

Section N
Information Sheet No. 4.N.96
Page No. 1 of 1
Date 30.11.71

STRIKER PLATES

The serrations on the striker plates fitted to the B & D posts have been redesigned.

The new plates are not interchangeable.

Part numbers are as follows:-

DISPLACED

NEW

| | | |
|----------|---|----------|
| UB 17943 | Assy - Striker plate and lower anti-burst flange - LH | UB 19261 |
| UB 17942 | Assy - Striker plate and lower anti-burst flange - RH | UB 19262 |
| UB 19292 | Striker Shim - RH | UB 15414 |
| UB 19294 | Striker Shim - RH | UB 15412 |
| UB 19293 | Striker Shim - LH | UB 15413 |
| UB 19295 | Striker Shim - LH | UB 15411 |

Printed in England

Cwt/KH/JP

Spares Information Sheet issued for

Bentley T : Silver Shadow

Section N

Information Sheet No. 4.N. 102

Page No. 1 of 1

Date 30.11.71

SAFETY BELTS

Kangol safety belts are now being fitted in preference to Britax. In future the latter will only be fitted at customers request; the belts are not interchangeable and it is not considered practicable to fit Kangol belts on existing cars because of the extensive body and trim alterations which are necessary.

For front belts fitted with a warning lamp system see Information Sheet 4.L.99.

Part numbers are as follows:-

| | <u>NEW</u> |
|--|------------|
| Safety Belts - Front seat - Without warning lamp | UB 19863 |
| Safety Belts - Front seat - With warning lamp | UB 19922 |
| Safety Belt - Rear seat - Outer | UB 19921 |
| Safety Belt - Rear seat - Centre | UB 19923 |

Cwt/KH/JP

Spares Information Sheet issued for

Bentley T : Silver Shadow

Section N

Information Sheet No. 4.N.104

Page No. 1

Date 22.11.71

FRONT SEATS

In order to increase the rear seat passengers knee room, the front seat squab backs have been restyled; this has resulted in a very noticeable change in appearance and squabs can be considered interchangeable only in sets. Both types will continue to be supplied.

Part numbers are as follows:-

DISPLACEDNEW

| | | |
|-------------|---|-------------|
| UB.18694 | General assy. - Seat - R.H. (Not for head restraint). | UB.19468 |
| UB.18693 | General assy. - Seat - L.H. (Not for head restraint). | UB.19469 |
| UB.18692 | General assy. - Seat - R.H. (For head restraint). | UB.19470 |
| UB.18691 | General assy. - Seat - L.H. (For head restraint). | UB.19471 |
| UB.16546/SA | Squab and armrest - Complete assy. - R.H. (For head restraint). | UB.18898/SA |
| UB.16547/SA | Squab and armrest - Complete assy. - L.H. (For head restraint). | UB.18899/SA |
| UB.15560/SA | Squab and armrest - Complete assy. - R.H. (Not for head restraint). | UB.18896/SA |
| UB.15561/SA | Squab and armrest - Complete assy. - L.H. (Not for head restraint). | UB.18897/SA |

Printed in England

Cwt/KH

Spares Information Sheet issued for
BENTLEY T : SILVER SHADOW : CORNICHE

Section N
Information Sheet No. 4.N.105
Page No. 1 of 1
Date 6.4.72

FRONT SEATS

The seat frame and mechanism (Spares Schedule Sheet L 26/4-5 Items 1 & 2) has been modified.

The two assemblies together are interchangeable, but not as separate items.

Part numbers are as follows:-

| <u>DISPLACED</u> | | <u>NEW</u> |
|------------------|---------------------------------------|------------|
| UB.18613 | Assy. mechanism & slides | UB.19984 |
| UB.18606 | Assy. frame - seat - R.H. | UB.30004 |
| UB.18607 | Assy. frame - seat - L.H. | UB.30005 |
| UB.18668 | Assy. frame - seat - R.H. - Div. cars | UB.30006 |
| UB.18669 | Assy. frame - seat - L.H. - Div. cars | UB.30007 |

The following are the Car Serial Numbers to which the above has been fitted:-

4 Door Saloon Cars - SRA.12431, SRA.12436, SRA.12441, SRA.12490 and onwards.

Long Wheelbase Cars - LRA.12304, LRA.12422 and onwards.

Corniche Cars (2 Door & Convertible) - DRA.12402, DRA.12405 and onwards.

Printed in England

Cwt/KH/JP

Spares Information Sheet issued for
Bentley T : Silver Shadow

Section N
 Information Sheet No. 4.N.107
 Page No 1 of 1
 Date 9 6 72

REAR DOORS

The part numbers of the rear door frames (Spares Schedule Sheet L 25/1 Item 1 and L 25/2 Item 1) have changed. They are interchangeable.

Part numbers are as follows :-

DISPLACED

NEW

| | | |
|----------|--|----------|
| UB 18109 | Welding assembly - frame - rear door - L.H. | UB 19551 |
| UB 18108 | Welding assembly - frame - rear door - R.H. | UB 19552 |
| UB 18235 | Welding assembly - frame - rear door L.H. - L.W.B. | UB 19553 |
| UB 18236 | Welding assembly - frame - rear door R.H. - L.W.B. | UB 19554 |

Cwt/KH/JP

Applicable to:BENTLEY 'T'
SILVER SHADOWInformation Sheet No. 4 N 108
Section N
Date 26.2.73
Page No. 1 of 1BOOT LID

The electrically controlled centralised locking system has now been extended to the Boot Lid. Much of the old material is still required, but a few new parts have been introduced.

Parts numbers are as follows:-

| DISPLACED | | NEW |
|------------|---------------------------------------|---------|
| | Unlocking Solenoid. | UB30240 |
| | Locking Solenoid. | UB30241 |
| UB12341 | Contactor - Remote Control Rods. | UB30242 |
| | Rod - operating - Solenoids. | UB30243 |
| 11260/0475 | Cover Plate - Mechanism. | UB30244 |
| | Mounting Brackets Solenoid. | UB30246 |
| UB13437 | Bracket - Tip Pivot - Remote Control. | UB30247 |

Cwt/KH/JP

Applicable to:

CORNICHE

Information Sheet No. 4 N 108

Section N

Date 26.2.73

Page No. 1 of 1

Addendum 1

BOOT LID

The Corniche Boot Lid is now included in the centralised locking system, it is not interchangeable.

The part numbers are as follows:-

DISPLACED

NEW

| | | |
|---------|---------------------------------|-----------|
| PW002 | Assy. Boot Lid | PW00068 |
| PW00026 | Contactator | |
| DW00057 | Washer | |
| | Assy. Mounting Bracket-Solenoid | PW55488 |
| | Connecting Link | PW55490 |
| | Roll Pin | UR8483 |
| | Solenoid-unlocking | UB30240 |
| | Solenoid-Locking | UB30241 |
| | Screw-Solenoid Mounting | UA6841/Z |
| | Screw-Bracket Mounting | CS30582/Z |
| | Washer-Bracket Mounting | CS38056/Z |
| | Washer Bracket Mounting | X4404/E |
| | Terminal Block | UD16830 |
| | Screw-Terminal Block Mounting | CS31666/Z |
| | Contactator Plate | PW55591 |

Cwt/KH/JP

Applicable to:

BENTLEY 'T' : SILVER SHADOW

TSD 2934

Information Sheet No. 4.N.109

Section N

Date 7 6 73

Page No. 1 of 1

FUSEBOX COVER FASTEN

The fastner screw and its associated parts have been modified. Parts are interchangeable only in sets and one will be supplied for all replacements of the earlier parts except the plastic ring screw retainer. Piece numbers are:-

DISPLACEDNEW

UB.13530 Screw
 UB.13532 Base
 UB.13531 Escutcheon
 UB.14875 Washer
 UB.13491 Plastic ring

Screw UB.17384

Body UB.16357

Nut-body UB.16356

Washer (Black) UB.14875

Washer UA.2005/2

Kit of new parts - RH.2579.

Cwt/KH/JP

Applicable to: BENTLEY : SILVER SHADOW

TSD 2934
Information Sheet No. 4N110
Section N
Date 10 7 73
Page No. 1 of 1SAFETY BELTS - FRONT SEAT

A slight change has been made to the Britax Safety Belt; one complete Belt is theoretically interchangeable, but for the sake of appearance it will be necessary to replace Belts in pairs, the new Reel to Sill Bracket will also have to be supplied.

Part numbers are as follows:-

DISPLACED

NEW

UB 19031 Assy. - Safety Belt - Front Seat - Britax

UB 31487

UB 19029 Assy. - Mounting Bracket - Reel to Sill.

UB 31473

Cwt/KH/JP

Applicable to: BENTLEY 'T' : SILVER SHADOW

TSD 2934
Information Sheet No. 4N111
Section N
Date 10 7 73
Page No. 1 of 1

NUMBER PLATE FIXING

White and yellow Plastidome covers are now available for front and rear reflective type number plates.

Part numbers are as follows:-

| | |
|------------------------------------|----------|
| Plastidome top and washer - yellow | UB 31605 |
| Plastidome top and washer - white | UB 31606 |

Cwt/KH/JP

Applicable to: Silver Shadow

Information Sheet No. 4 N 112
Section N
Date
Page No. 1 of 1
TSD 2934

Radiator Shell

With the introduction of Energy absorbing Bumpers on cars exported to N. America, it has been necessary to modify the Radiator Shell. The new Shell is not interchangeable with the one at present fitted.

The part numbers are as follows:-

| DISPLACED | NEW |
|-------------------------------|----------|
| UB 16281 Assy. Shell & Vanes. | UB 31240 |
| UB 12369 Assy. Shell. | UB 31244 |
| UB 12370 Assy. Vanes. | UB 31307 |

Cwt/KH/JP

Applicable to: BENTLEY 'T' : SILVER SHADOW

Information Sheet No. 4.N.113
 Section N.
 Date 14 11 73
 Page No. 1 of 2
 T.S.D. 2934

BUMPERS

New style bumpers have been introduced for use on cars exported to North America. They are of the energy absorbing type and in no way interchangeable with those at present fitted.

To ensure a nominally constant length of the energy absorbing unit and adaptor and bush assembly, it has been found necessary to fit the adaptors in pairs, these are identified by a colour spot, and it is essential to quote this when ordering replacements.

When these bumpers are fitted, an additional spring seat canvas and spacer are required in each trailing arm spring cup; two extra washers are fitted below the heads of the final drive crossmember body mounting bolts. To accomodate these additional washers longer bolts are necessary.

Piece numbers are as follows:-

| <u>DISPLACED</u> | | <u>NEW</u> |
|------------------|---|------------|
| UR 13329 | Assy Front Bumper RR | UR 18387 |
| UR 13328 | Assy Front Bumper Bentley | " |
| UB 14319 | Assy Front Bumper RR) | " |
| UB 14318 | Assy Front Bumper Bentley) | " |
| | Badge Bar Mounting | |
| UR 16948 | Assy Front Bumper Coachbuilt | " |
| UR 15225 | Assy Rear Bumper | UR 18388 |
| | Assy Energy Absorbing Unit | UR 18125 |
| | Assy Mtg. Bracket Absorbing Unit Front | UR 18163 |
| | Assy Mtg. Bracket Absorbing Unit Rear RH | UR 18270 |
| | Assy Mtg. Bracket Absorbing Unit Rear LH | UR 18271 |
| | Assy Moulding Centre Front Bumper | UR 18385 |
| | Assy Moulding Side RH Front Bumper | UR 18372 |

Applicable to:

Issue 2
 Information Sheet No. 4.N.113
 Section N.
 Date 14 11 73
 Page No. 2 of 2
 T.S.D. 2934

DISPLACEDNEW

| | | |
|----------|-------------------------------------|----------|
| | Assy Moulding Side LH Front Bumper | UR 18373 |
| | Assy Moulding Centre Rear Bumper | UR 18415 |
| | Assy Moulding Side RH Rear Bumper | UR 18374 |
| | Assy Moulding Side LH Rear Bumper | UR 18375 |
| | Assy Adaptor and Bush (Green) | UR 18256 |
| | Assy Adaptor & Bush (Red) | UR 18599 |
| | Assy Adaptor & Bush (Blue) | UR 18600 |
| | Mounting Bracket Number Plate Front | UB 31611 |
| | Plate Backing Number Plate Front | UB 31620 |
| UG 12545 | Mounting Bolt Crossmember | UG 13885 |

The following additional existing parts will also be required:-

| | | |
|----------|--------------------------|-------|
| UR 15076 | Canvas Lower Spring Seat | 2 off |
| UR 16872 | Spacer Spring | 2 off |
| UR 13782 | Washer | 4 off |

The displaced part, UG 12545 is still required on all other cars.

Re-issued to amend piece number:- UR 15076 was UR 15056.

Cwt/KH

Applicable to: BENTLEY 'T' SILVER SHADOW

ISSUE 3-12 9 75
 Information Sheet No. 4 N 114
 Section N
 Date 12 12 73
 Page No. 1 of 3
 TSD 2934

As a result of recent changes the supply of front wings and panels has become rather complicated; in order to alleviate the situation a completely new set of piece numbers has been issued:

RH 8779-80

This is the original front wing fitted on cars prior to chassis number 9000.

It can be recognised from all others by the fact that it has no marker light hole in the lower front half.

RH 8781-2

This wing has the marker light hole.

The wing was fitted from chassis 9001.

RH 8783-4

This wing is similar to RH 8781-2 but the profile of the inner edge of the lower front arch has been changed slightly to give clearance to the tyre, on full lock, when compliant front suspension is fitted.

The wing is fitted on chassis SRH 12586, SRH 12687, SRH 12853
 SRH 13066, SRH 13485 and onwards
 LRH 13084, LRX 13201 and onwards.

RH 8785-6

This wing is not used on cars exported to USA. The front air intake has been deleted and cut outs for fog lamps provided in the front bumper fairings.

The wing is fitted from chassis SRH 16214, LRH 16736, SBH 16449.

RH 8787-8

This wing is fitted only on cars exported to USA. It is similar to RH 8785-6 but on this the bumper fairing has been removed and a detachable one fitted.

The new fairing UB 31320-1 together with the necessary nuts, bolts, washers etc are supplied with the wing.

This wing is fitted on cars for America from SRH 16214, SBH 16449, LRH 16736.

Applicable to: BENTLEY 'T' SILVER SHADOW

ISSUE 3 - 12 9 75

Information Sheet No. 4 N. 114

Section N

Date 12 12 73

Page No. 2 of 3

TSD 2934

RH 8789-90

This is the outer panel for RH 8779-80. It has no marker light hole.

RH 8791-2

This is the outer panel for RH 8781-2. It has the marker light hole.

RH 8793-4

This is the outer panel for RH 8783-4, RH 8785-6, RH 8787-8.

RH 8795-6

This is the inner panel for RH 8779-80, RH 8781-2, RH 8783-4.

RH 8797-8

This is the inner panel for RH 8785-6, RH 8787-8.

NOTE:- In the case of coachbuilt cars the recessed marker light is a customers request on other than American and Canadian cars, so Chassis numbers quoted in the text are not applicable.

ISSUE 2 To include coachbuilt cars on the illustration page, and to add further information to the text.

ISSUE 3 To correct car serial numbers to correspond with information given in the addendum

5999 to read 9000

6000 to read 9001

Rnr/NM/JP

Applicable to: BENTLEY 'T' SILVER SHADOW

ISSUE 3 - 12 9 75

Information Sheet No. 4 N.114

Section N

Date 12 12 73

Page No. 3 of 3

TSD 2934

RH & UB - 4 door saloon

PW - Coachbuilt cars

• PW 508

* PW 509

* RH 8779

• RH 8780

* RH 8795

• RH 8796

* RH 8789

• RH 8790

• PW 54116

* PW 54117

* RH 8781

• RH 8782

* RH 8795

• RH 8796

* RH 8791

• RH 8792

• PW 508 CS

* PW 509 CS

• PW 54116 CS

* PW 54117 CS

* RH 8783

• RH 8784

* RH 8795

• RH 8796

* RH 8793

• RH 8794

Wedge section removed from inside
& corner of panel moved forward

• PW 55538

* PW 55539

• PW 55538/ML

* PW 55539/ML

* RH 8785

• RH 8786

* RH 8797

• RH 8798

* RH 8793

• RH 8794

• PW 55540

* PW 55541

* RH 8787

• RH 8788

• UB 31320

* UB 31321

* RH 8797

• RH 8798

* RH 8793

• RH 8794

* Denotes left hand part number as illustrated

• Denotes right hand part number

CS Denotes compliant suspension

ML Denotes recessed marker light aperture

} Coachbuilt cars

P 242

Applicable to: BENTLEY T : SILVER SHADOW

addendum - re-issue
Information Sheet No. 4 N 114
Section N
Date
Page No. 1 of 1
TSD 2934

The marker light hole referred to on the lower front part of the wing is the recessed rectangular one, consequently a correction will have to be made to the previous information as follows :-

RH 8779 - 80

Will be supplied for cars prior to chassis 9000

RH 8781 - 2

Will be supplied for cars from chassis 9001

The round holes required for the earlier type of lamp will have to be drilled when fitted.

Reason for re-issue, 4 N 144 should read 4 N 114

Rnr/NM/JP

Applicable to: BENTLEY 'T' : SILVER SHADOW

Information Sheet No. 4 N 115
 Section N
 Date
 Page No. 1 of 1
 TSD2934

ENERGY ABSORBING UNIT - FRONT & REAR BUMPERS
BENTLEY 'T' : SILVER SHADOW

Hitherto the absorption unit and adaptor have been supplied as separate items, the energy absorption unit, part number (UR 18125), has been used for three different lengths - identified by colour spots, red, green and blue respectively; the adaptor has the same colour spots but in this case they also have separate part numbers (UR 18256, UR 18599, UR 18600).

This has led to some confusion and now only complete assemblies of absorption unit and adaptor (UR 18918) are being supplied, these being in two lengths only, black and yellow.

We have small stocks of absorption unit and adaptors, as separate items, and they will continue to be supplied as long as they are available, however should the colour spots be obscured and identity in doubt, a pair of the new assemblies should be fitted.

Single red, green or blue spot assemblies must always be replaced by a pair of black or yellow spot units.

Black or yellow spot units can be replaced as single items.

Part numbers are as follows:-

| DISPLACED | | NEW |
|-----------|---|----------|
| | Assembly-Unit, Adaptor & Bush(Black or Yellow). | UR 18918 |
| UR 18125 | Assembly-Unit. | |
| UR 18255 | Adaptor - Green. | |
| UR 18597 | Adaptor - Red. | |
| UR 18598 | Adaptor - Blue. | |
| UR 18256 | Assembly-Adaptor & Bush-Green. | |
| UR 18599 | Assembly-Adaptor & Bush-Red. | |
| UR 18600 | Assembly-Adaptor & Bush-Blue. | |

Cwt/KH/JP

Applicable to: BENTLEY 'T'
SILVER SHADOW

Information Sheet No 4 N 116
Section N
Date
Page No. 1 of 1
TSD 2934

INTERIOR TRIM

A new coat hook has been introduced and can be used for all replacements providing the cantrail is drilled and an extra screw (UA 7334/Z) is supplied, there is a slight difference in appearance, if this is not acceptable, two new ones would have to be supplied.

Part numbers are as follows:-

DISPLACED

| | | |
|-----------|-----------|----------------------|
| UB 16000 | Coat hook |) Insert - coat hook |
| | |) Cover - coat hook |
| UA 7334/E | Screw | |

NEW

| |
|-----------|
| UB 32330 |
| UB 32331 |
| UA 7334/Z |

Rnr/KH/JP

Applicable to: BENTLEY 'T' : SILVER SHADOW

Information Sheet No. 4N117

Section N

Date

Page No. 1 of 1

TSD 2934

REAR BUMPERS

Please make the following amendments to the Spares Schedule for the above cars:

Pages L3 and L3/1, Item 5 - change descriptions from:

UR 13534 Overrider Assembly - LH to Overrider Assembly - RH

UR 13535 Overrider Assembly - RH to Overrider Assembly - LH

Printed in England

Rnr/KH/NM

Applicable to: SILVER SHADOW

Information Sheet No. 4 N 118

Section N

Date

Page No. 1 of 1

TSD 2934

MASCOT
SILVER SHADOW

An improved method of securing the Flying Lady mascot has been devised and the new parts are now being fitted; with the exception of the link rivet none of the parts are interchangeable individually but the mascot is, provided the new spring container assembly is also supplied. A flat, .500 wide, is machined across the new tube; this is not required for existing cars and it will be necessary to provide the original drill point at 180° to the flat; this is best achieved by seating the mascot on the shell in the normal position and drilling through the base; the same procedure applies to the ornamental button.

Piece numbers are as follows:-

| DISPLACED | | NEW |
|-------------|--|--------------|
| UB 16281 | Assy - Radiator Shell and Vanes with Mascot | UB 30997 |
| UB 18633 | Assy - Radiator Shell and Vanes with Mascot (Corniche) | UB 31505 |
| UB 12944 | Assy - Spring Container | UB 30991 |
| UB 17812 | Assy - Links and Flying Lady | UB 30994 |
| UB 12946 | Flying Lady | UB 30995 |
| | Clamping Bar | UB 31427 |
| UB 12952 | Locating screw | UB 31488 |
| UB 12951 | Clamping boss | UB 31489 |
| UB 12936 | Rivet - Link | SPC 1291 |
| UB 12947 | Ornamental Button | UB 30993 |
| UB 12944S/A | Assy Mascot - complete | UB 30991 S/A |

Cwt/KH/JP

Applicable to:

Information Sheet No. 4N 118
 Section N
 Date
 Page No. 1 of 2
 ADDENDUM
 TSD 2934

MASCOT

The following are the serial numbers of cars to which this modification has been fitted.

PT 45

PRX 4820

PRX 4821

and all subsequent

4 DOOR LONG WHEELBASE

LPH 16980

LRH 19037

LRX 19042

LRX 19049

LFC 19188

LPX 19206

LRC 19237

LRC 19242

LRC 19247

LRC 19259

LPH 19264

LRC 19274

LFC 19284

LRH 19287

LRC 19304

LPH 19308

LRC 19320

LRC 19324

LFC 19332

LPH 19336

LRC 19340

LFC 19344

LRX 19348

LFC 19352

LRC 19368

LRC 19373

LRH 19378

LRC 19383

LRC 19388

LPH 19393

LRC 19398

LRC 19403

LRX 19409

LRC 19415

LRH 19443

LRC 19447

LFC 19451

LRH 19464

LFC 19468

LFC 19472

LPH 19476

LFC 19479

LPX 19482

LRH 19497

LRC 19500

LRC 19531

LPH 19577

and all subsequent

Applicable to:

Information Sheet No. 4N 118
 Section N
 Date
 Page No. 2 of 2

4 DOOR SHORT WHEELBASE

| | | |
|-----------|-----------|--------------------|
| SFX 18652 | SRH 19465 | SRC 19533 |
| SPH 18825 | SPH 19466 | SRH 19536 |
| SRH 18973 | SRH 19467 | SRC 19537 |
| SRH 19021 | SRH 19470 | SPH 19539 |
| SRH 19300 | SPH 19471 | SPX 19550 |
| SRH 19319 | SRH 19473 | SPX 19551 |
| SRH 19321 | SRH 19474 | SRH 19552 |
| SRH 19331 | SFC 19475 | SRH 19553 |
| SRH 19338 | SRH 19477 | SRH 19554 |
| SRC 19343 | SFC 19480 | SRH 19555 |
| SRH 19345 | SRH 19481 | SFX 19556 |
| SRH 19346 | SRX 19483 | SPH 19557 |
| SRH 19347 | SRH 19484 | SFC 19559 |
| SRC 19350 | SRC 19486 | SRH 19560 |
| SPH 19353 | SRH 19487 | SRX 19561 |
| SRC 19364 | SPH 19488 | SPH 19563 |
| SPX 19366 | SRH 19490 | SRC 19564 |
| SRX 19371 | SRH 19491 | SRH 19565 |
| SRC 19384 | SRC 19492 | SFC 19567 |
| SPH 19385 | SPH 19493 | SPH 19568 |
| SRH 19387 | SRX 19495 | SFX 19569 |
| SRC 19395 | SRC 19496 | SRH 19571 |
| SRH 19396 | SRX 19499 | SRC 19572 |
| SRH 19399 | SRH 19501 | SPH 19573 |
| SRH 19402 | SRC 19502 | SPX 19574 |
| SRH 19406 | SRX 19505 | SPH 19575 |
| SRH 19411 | SRH 19506 | SRX 19576 |
| SRC 19416 | SRX 19508 | SPH 19578 |
| SRC 19429 | SRH 19509 | SFC 19579 |
| SRH 19433 | SPC 19510 | SRH 19580 |
| SRH 19434 | SPX 19512 | SRH 19582 |
| SRX 19435 | SRH 19514 | SPH 19583 |
| SPH 19436 | SRH 19516 | SRC 19584 |
| SRX 19437 | SRH 19518 | |
| SRH 19439 | SPH 19520 | |
| SRH 19440 | SRH 19521 | |
| SPH 19442 | SRC 19522 | and all subsequent |
| SRH 19444 | SPH 19525 | |
| SFX 19452 | SPH 19526 | |
| SRH 19453 | SPH 19529 | |
| SRH 19458 | SPH 19530 | |
| SRH 19461 | SPH 19532 | |

Rnr/NM/JP

Applicable to: BENTLEY 'T' : SILVER SHADOW

Information Sheet No 4 N 119
 Section N
 Date
 Page No. 1 of 1
 TSD 2934

FACIA BOARD

To comply with safety regulations the Australian type top roll is to be fitted to all cars, the top roll and centre support brackets are interchangeable as is the instrument board, providing the new top roll attachment brackets are also supplied.

The part numbers are as follows:-

| <u>DISPLACED</u> | <u>NEW</u> |
|---|------------|
| UB 17895 Complete Assy Top Roll LHD | UB 31273 |
| UB 17894 Complete Assy Top Roll RHD | UB 31272 |
| UW 14361 Assy Instrument Board LHD | UW 14797 |
| UW 14362 Assy Instrument Board PHD | UW 14936 |
| UB 15531 Assy Centre Support Bracket LH-LHD | UB 31637 |
| UB 30176 Assy Centre Support Bracket PH-LHD | UB 31454 |
| UB 30177 Assy Centre Support Bracket LH-RHD | UB 31453 |
| UB 15532 Assy Centre Support Bracket RH-RHD | UB 31636 |
| UB 16087 Attachment Bracket Top Roll | UB 31287 |
| UB 15592 Attachment Bracket Top Roll | UB 31286 |

The above modification has been introduced on the following:-

4 Door Short Wheelbase

| | |
|-------------|-------------|
| Right Hand | Left Hand |
| SRH 19498 | SPC 19272 |
| and onwards | and onwards |

4 Door Long Wheelbase

| | |
|-------------|-------------|
| Right Hand | Left Hand |
| LRH 19577 | LRC 19605 |
| and onwards | and onwards |

Rnr/KH/JF

Applicable to: ALL POST WAR CARS

Information Sheet No. 4 N 120

Section N

Date

Page No. 1 of 1

BODY BOLTS

The cone ended set screws CS 30141, & 30142 are no longer available, and have been replaced by flat ended set screws.

Part numbers are as follows:-

DISPLACED

NEW

| | | |
|------------|-----------|-----------|
| CS 30141/Z | Set Screw | KC 178/Z |
| CS 30142/Z | Set Screw | UA 1551/Z |

Rnr/NM/JP

Applicable to: BENTLEY 'T' : SILVER SHADOW

Information Sheet No. 4N 121
 Section
 Date
 Page No. 1 of 2
 TSD 2934

PAINT AND THINNERS

To replace the information given on Spares Schedule L 32 amendment 6, which you have been requested to destroy.

| | | |
|---------|-----------------------------|---------------|
| 9510084 | Coffee Bean Brown-M062-5039 | ICI |
| 9510092 | Bayard Crimson-M062-5026 | ICI |
| 9510102 | Carribe Aqua-M151-3435 | ICI |
| 9510121 | Dark Olive-M151-3467 | ICI |
| 9510128 | Chrome Yellow-M062-5098 | ICI |
| 9510140 | Athenian Blue-M151-3492 | ICI |
| 9510155 | Nutmeg Brown-M151-3611 | ICI |
| 9510180 | Willow Gold-M151-3621 | ICI |
| 9510211 | Le-Mans Blue-M151-3803 | ICI |
| 9510222 | Highland Green-M151-2376 | ICI |
| 9510228 | Ivory-M150-8862 | ICI |
| 9510370 | Moorland-L68-GV005 | ICI |
| 9510371 | Pewter-L68-ZV001 | ICI |
| 9510192 | Cardinal Red-L68-RV006 | RINSHED MASON |
| 9510235 | White-L67-WV004 | RINSHED MASON |
| 9500433 | Light Tudor Grey-M151-2581 | ICI |
| 9500434 | Shell Grey-M151-2582 | ICI |
| 9500435 | Sand-M151-2559 | ICI |
| 9500605 | Astral Blue-M151-2704 | ICI |
| 9500683 | Caribbean Blue-M151-2242 | ICI |
| 9500442 | Blue Grey-M150-3293 | ICI |
| 9500494 | Dawn Blue-M062-4144 | ICI |
| 9500517 | Burgundy-M048-3231 | ICI |
| 9500406 | Regal Red-M035-2642 | ICI |
| 9500687 | Velvet Green-M062-4692 | ICI |
| 9500606 | Garnet-M062-4201 | ICI |
| 9500439 | Porcelain White-M150-101 | ICI |
| 9510071 | Seychelles Blue-M151-TW | ICI |
| 9500560 | Brewster Green-M062-4299 | ICI |
| 9510026 | Astrakhan-M062-4848 | ICI |
| 9510070 | Alpine Grey-M151-TW22887 | ICI |
| 9500691 | Silver Mink-M151-2429 | ICI |
| 9510139 | Larch Green-M151-3502 | ICI |
| 9500640 | Scots Pine-M151-2962 | ICI |
| 9510234 | Peacock Blue-M151-3864 | ICI |
| 9510248 | Regency Bronze-M151-3895 | ICI |
| 9510261 | Walnut-M151-3998 (TW25001) | ICI |
| 9510037 | Silver Chalice-M151-2300 | ICI |

The following thinners are available for above paint colours.

| | | | |
|---------|-----------------------|---|--------------|
| 9503953 | Thinners-L18-CV005 |) | ALTERNATIVES |
| 9503135 | Thinners-851-1141 |) | |
| 9500816 | Smoke Green-173-15746 | | VALENTINE |

Applicable to: BENTLEY 'T' : SILVER SHADOW

Information Sheet No. 4N 121

Section 4N

Date

Page No. 2 of 2

TSD 2934

| | | |
|---------|---|-----------|
| 9500839 | Sage Green-173-15749 | VALENTINE |
| 9500930 | Black Pearl-173-10034 | VALENTINE |
| 9503906 | Thinner-199-207 (Thinners for above paints) | |
| 9510004 | Midnight Blue-LB-23915 | MASON |
| 9503937 | Thinner-LB-308/9 (Thinner for above Mason Paint) | |

Printed in England

Rnr/NM/JP

Applicable to:

Information Sheet No. 4N122
 Section N
 Date 29 11 74
 Page No. 1 of 1
 TSD 2934

TWO DOOR SALOON AND CONVERTIBLE
BENTLEY 'T' : SILVER SHADOW

A cartridge stowage box is now fitted in place of the parcel tray in the lower fascia on the passenger side of the car.

Part numbers are as follows:-

DISPLACEDNEW

| | | |
|----------|---------------------------------|----------|
| | Assy Cartridge stowage tray RHD | PW.56472 |
| | Assy Cartridge stowage tray LHD | PW.56473 |
| PW.5568 | Parcel tray and trim assy - RHD | |
| PW.5540 | Parcel tray and trim assy - LHD | |
| UB.16275 | Panel - lower fascia RHD | PW.55341 |
| UB.16274 | Panel - lower fascia LHD | PW.55340 |

The above modification is fitted to DRH.19173 and subsequent cars.

Rnr/KH/JP

Applicable to: BENTLEY 'T' & SILVER SHADOW

Information Sheet No. 4 N 123

Section N

Date

Page No. 1 of 1

TSD 2934

HEADLAMP FAIRING

Please make the following amendment to Spares Schedule L21/5 amendment 5.

Item 3 UD 5305 should read UB 5305

Item 4 UD 5306 should read UB 5306

Rnr/NM/JP

Applicable to: BENTLEY 'T' : SILVER SHADOW

Information Sheet No. 4 N 124

Section N

Date

Page No. 1 of 1

TSD 2934

CUBBY BOX LOCK

Lock UB.12510 is now only available to suit the 'long key', for earlier cars requiring replacements. It will mean an extra key will have to be used.

Printed in England

Rnr/NM/JP

Applicable to: SILVER SHADOW : PHANTOM VI

Information Sheet No. 4N125
Section N
Date
Page No. 1 of 1
TSD 2934

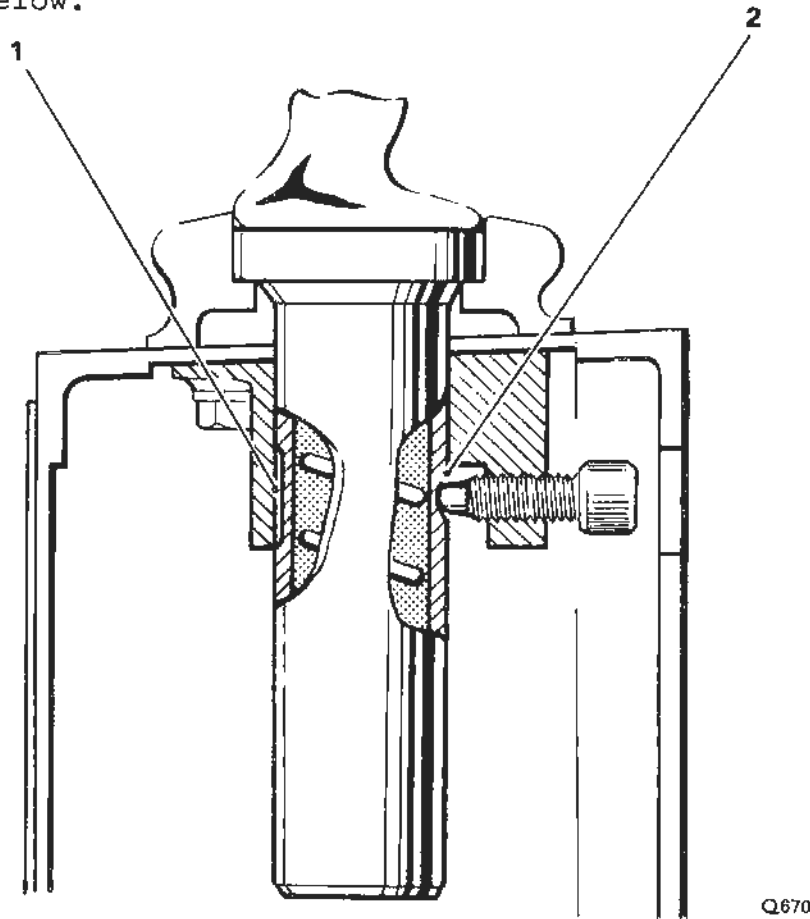
MASCOT

Since Spares Information Sheet 4 N 118 was issued, further changes have been made to the linkage assembly of the flexible mounting.

It has been decided that individual parts will not be supplied for spares purposes and that the latest complete assembly UB 32197/A1 will be supplied for all replacements of flexibly mounted mascots.

When fitting it to early series cars it may be necessary to carry out the drilling operation, described in Information Sheet 4 N 118.

See sketch below.



Q670

- 1 new .500 wide flat turned to the front.
- 2 original drill point re-established.

Rnr/NM/JP

Applicable to: BENTLEY 'T' SILVER SHADOW

Information Sheet No. 4N 126
Section N
Date
Page No. 1 of 1
TSD 2934

REAR WING

A secondary flap has been provided in the petrol filler box which carries the unleaded fuel label. It is fitted to cars destined for America and Canada only.

Part numbers are as follows:-

| | |
|-----------------------|----------|
| Assy fuel plate | UB 32237 |
| Anchor plate - spring | UB 32241 |
| Link - spring | UB 32239 |
| Spring | SPC 1607 |

The following existing part numbers will be required:-

| | |
|--------------|------------|
| Rubber stop | UB 10289 |
| Screw - 4 BA | UA 6843/Z |
| Washer | X 4446/Z |
| Nut | UA 11403/Z |

Printed in England

Rnr/KH/JP

Applicable to: BENTLEY 'T' : SILVER SHADOW

Information Sheet No. 4 N 127
 Section N
 Date
 Page No. 1 of 1
 TSD 2934

TRIM PAD - DOOR - FRONT AND REAR

The trim pads have been modified to enable one type of clip (UB 2301) to be used.

The new pad is not readily interchangeable but providing the new speaker mounting board UW 15280, joint UW 15198, seal UW 15199 and (for front door only) trim plate UB 32421, are supplied, and the speaker baffle plate removed from the door, the new assembly can be used for replacements.

The displaced trim pad will continue to be supplied for spares as long as stocks of the displaced clip last.

Part numbers are as follows:

| DISPLACED | | NEW |
|-----------|---|---------|
| UW13836 | Complete Assembly-trim pad-front-RH-RHD | UW15214 |
| UW13837 | Complete Assembly-trim pad-front-LH-RHD | UW15215 |
| UW13834 | Complete Assembly-trim pad-front-RH-LHD | UW15216 |
| UW13835 | Complete Assembly-trim pad-front-LH-LHD | UW15217 |
| UW13854 | Complete Assembly-trim pad-rear-RH | UW15222 |
| UW13853 | Complete Assembly-trim pad-rear-LH | UW15223 |
| UW13860 | Complete Assembly-trim pad-rear-RH-LWB | UW15230 |
| UW13859 | Complete Assembly-trim pad-rear-LH-LWB | UW15231 |
| UW13866 | Complete Assembly-trim pad-rear-RH-DIV | UW15300 |
| UW13867 | Complete Assembly-trim pad-rear-LH-DIV | UW15301 |
| | Trim Plate-front door | UB32421 |
| | Seal-speaker mounting board | UW15199 |
| UW13937 | Mounting board-speaker | UW15280 |
| UW13938 | Joint-speaker mounting board | UW15198 |
| UB14736 | Trim clip | |
| UB13564 | Trim clip | |

Rnr/NM/JP

Applicable to: 2 DOOR SALOON AND CONVERTIBLE

Information Sheet No. 4N 128
 Section N
 Date
 Page No. 1 of 2
 TSD 3934

DOORS

The remote control linkage, connecting the interior door handle to the lock, has been replaced by a single rod. It is not interchangeable.

The part numbers are as follows:-

DISPLACED

NEW

| | | |
|------------|----------------------------------|----------|
| | Control rod assy - RH | PW 56268 |
| | Control rod assy - LH | PW 56269 |
| PW 1020 | Remote Lever and Bracket assy RH | |
| PW 1021 | Remote Lever and Bracket assy LH | |
| PW 1058 | Remote Link Sub assy | |
| PW 10576 | Front extension-remote lever | |
| PW 10546 | Link Bracket RH | |
| PW 10547 | Link Bracket LH | |
| CS 36082 | Rivet | |
| CS 32056/Z | Washer | |
| CS 30980/Z | Nut | |
| XC 178/Z | Screw | |
| CS 34358/R | Washer | |
| CS 31066/Z | Screw | |
| XB 4506/E | Pin | |
| UR 8141 | Washer | |
| XB 4601 | Split pin | |
| UB 10711 | Washer | |
| PW 10328 | Shouldered Bolt | |
| PW 10552 | Support Bracket | |
| PW 10553 | Fibre Block | |
| PW 10567 | Fibre Block | |
| PW 10554 | Felt | |
| PW 10384 | Cubby Box | PW 56274 |
| PW 11291 | Packing - Speaker Baffle Board | PW 56275 |

Applicable to: 2 DOOR SALOON AND CONVERTIBLE

Information Sheet No. 4N 128
 Section N
 Date
 Page No. 2 of 2
 TSD 3934

DISPLACED

NEW

| | | |
|----------|--------------------------|----------|
| PW 11289 | Baffle Board - Speaker | PW 56276 |
| PW 11290 | Plywood - Trim - Speaker | PW 56277 |
| | Support Bracket | PW 56270 |
| | Felt - Support Bracket | PW 56271 |

The following standard parts will be required:-

| | |
|-------------|----------|
| Pop Rivet | XB 13870 |
| Bush | UB 15647 |
| Fastex Bush | UB 12700 |
| Washer | UB 13667 |

The above modification has been fitted to the following car serial numbers:-

CONVERTIBLE

| | | | |
|-----------|-----------|-----------|-----------|
| DRH 22517 | DRH 22583 | DRH 22585 | DRH 22649 |
| DRH 22652 | DRH 22716 | DRH 22717 | DRH 22721 |
| DRH 22778 | DRH 22849 | | |

SALOON

| | | | |
|-----------|-----------|-----------|-----------|
| CRH 22648 | CRH 22651 | CRH 22715 | CRX 22779 |
| CRH 22783 | | | |

and all subsequent cars.

Rnr/NM/JP

CHAPTER P

LUBRICATION AND MAINTENANCE

CHAPTER 9

GENERAL INFORMATION

Applicable to: BENTLEY S SERIES SILVER SHADOW CORNICHE PHANTOM VI
 Information Sheet No. 4 Q 3
 Section Q
 Date
 Page No. 1 of 3
 TSD 2934 ISSUE No 2

HOSESSPARE PARTS LIST A11/12, A12/2, A13/1, B3/5, B9/2, B10 B11

It has been established that it will be more convenient to supply some hoses in bulk lengths and to facilitate this, RH numbers have been allocated.

The following are the part numbers and hose lengths which can be produced from the allocated RH numbers.

RH 8757

| | | | |
|----------|---------|----------|---------|
| SPC 1647 | 1.500" | UE 38097 | 16.500" |
| SPC 1233 | 2.000" | SPC 1428 | 19.000" |
| SPC 1230 | 3.000" | UE 37670 | 19.500" |
| UE 37669 | 3.500" | SPC 1590 | 21.000" |
| SPC 1232 | 4.500" | UE 37667 | 24.500" |
| SPC 1648 | 5.000" | SPC 1630 | 28.000" |
| SPC 1229 | 6.000" | SPC 1427 | 32.000" |
| SPC 1429 | 8.500" | UE 38096 | 33.000" |
| SPC 1231 | 9.000" | UE 38879 | 40.000" |
| SPC 1678 | 11.125" | SPC 1631 | 65.000" |
| UE 37668 | 14.000" | UE 39433 | 69.000" |
| UE 37666 | 14.500" | | |

RH 8763

| | |
|----------|---------|
| SPC 1501 | 2.000" |
| SPC 1502 | 3.000" |
| SPC 1503 | 5.000" |
| UE 37375 | 6.000" |
| UE 36640 | 8.000" |
| SPC 1694 | 30.250" |

Applicable to: BENTLEY S SERIES SILVER SHADOW CORNICHE PHANTOM VI

Information Sheet No. 4 Q 3

Section Ω

Date

Page No. 2 of 3

TSD 2934 ISSUE No 2

RH 8764

| | | | |
|----------|---------|----------|---------|
| UE 37394 | 1.687" | UE 38122 | 6.625" |
| UE 37716 | 4.500" | UE 37396 | 6.750" |
| UE 37395 | 5.125" | SPC 1235 | 12.500" |
| UE 38905 | 6.375" | UE 37399 | 14.500" |
| UE 38123 | 6.500" | UE 37400 | 15.000" |
| UE 39427 | 7.750" | UE 37401 | 16.500" |
| UE 37397 | 8.250" | UE 37402 | 18.000" |
| SPC 1588 | 11.000" | SPC 1652 | 19.000" |
| UE 37398 | 12.000" | UE 37403 | 19.750" |
| | | UE 38904 | 20.000" |
| | | UE 37404 | 22.000" |
| | | UE 37405 | 23.000" |
| | | UR 16509 | 25.250" |
| | | UE 37717 | 28.750" |
| | | SPC 1691 | 48.250" |

RH 8765

| | | | |
|----------|--------|----------|---------|
| UE 37383 | 1.500" | UE 38908 | 10.000" |
| UE 37384 | 3.000" | UE 37389 | 11.000" |
| UE 37385 | 3.750 | UE 37390 | 12.000" |
| UE 37386 | 5.000" | UE 38906 | 12.500" |
| UE 38128 | 6.000" | UE 37392 | 16.000" |
| UE 38387 | 7.000" | UE 38907 | 16.500" |
| UE 37388 | 7.375" | UR 16591 | 16.625" |
| UE 39430 | 8.750" | UE 37393 | 20.000" |
| UE 38127 | 9.000" | UR 16508 | 22.625" |
| | | UR 19285 | 56.125" |

Applicable to: BENTLEY S SERIES SILVER SHADOW CORNICHE PHANTOM VI

Information Sheet No. 4 Q 3

Section Q

Date

Page No. 3 of 3

TSD 2934 ISSUE No 2

RH 8766

| | | | |
|----------|---------|----------|---------|
| SPC 1439 | 3.500" | SPC 1587 | 10.500" |
| SPC 1716 | 5.125" | SPC 1646 | 11.500" |
| SPC 1645 | 7.000" | UE 37381 | 17.000" |
| UE 37376 | 8.000" | SPC 1234 | 18.000" |
| UE 37377 | 8.500" | UE 37382 | 19.000" |
| UE 37378 | 9.000" | SPC 1438 | 23.000" |
| UE 38126 | 10.000" | SPC 1437 | 48.000" |
| | | SPC 1586 | 36.000" |

Rnr/NM/HB